



EAST BAY REGIONAL PARK DISTRICT

Investment Performance Review For the Quarter Ended December 31, 2024

Client Management Team

Monique Spyke, Managing Director
Justin Resuello, Institutional Sales & Relationship Manager
Allison Kaune, Senior Analyst

PFM Asset Management A division of U.S. Bancorp Asset Management, Inc

1 California Street Ste. 1000
San Francisco, CA 94111-5411
415-393-7270

213 Market Street
Harrisburg, PA 17101-2141
717-232-2723

NOT FDIC INSURED : NO BANK GUARANTEE : MAY LOSE VALUE

For Institutional Investor or Investment Professional Use Only - This material is not for inspection by, distribution to, or quotation to the general public

Portfolio Review: EAST BAY REGIONAL PARK DISTRICT

Certificate of Compliance

During the reporting period for the quarter ended December 31, 2024, the account(s) managed by PFM Asset Management ("PFMAM") were in compliance with the applicable investment policy and guidelines as furnished to PFMAM.

Acknowledged : *PFM Asset Management, a division of U.S. Bancorp Asset Management, Inc.*

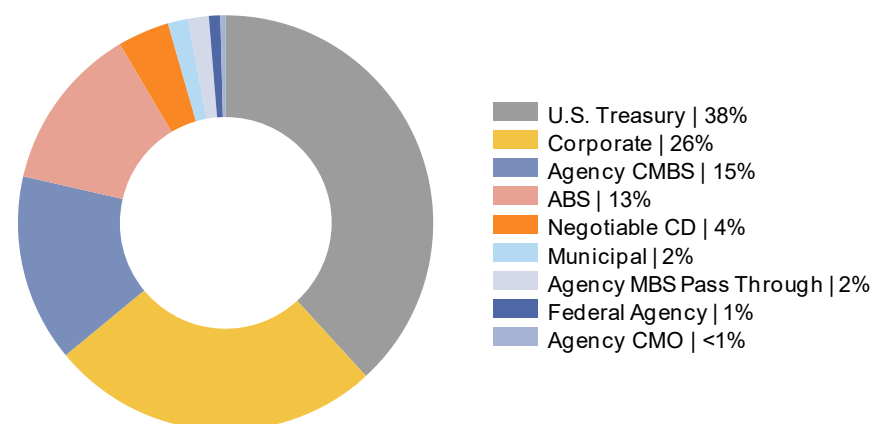
Note: Pre- and post-trade compliance for the account(s) managed by PFM Asset Management is provided via Bloomberg Financial LP Asset and Investment Management ("AIM").

Portfolio Snapshot - EAST BAY REGIONAL PARK DISTRICT¹

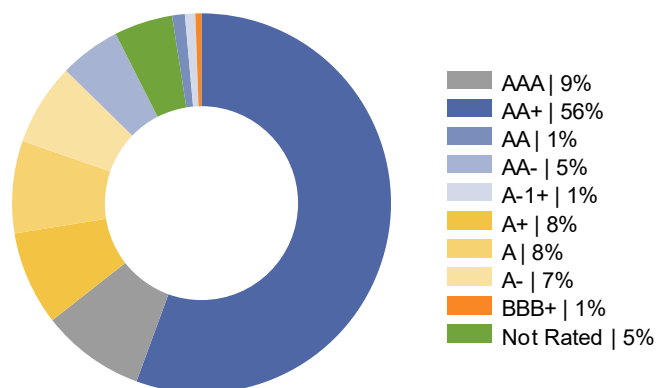
Portfolio Statistics

Total Market Value	\$166,192,868.34
Securities Sub-Total	\$164,365,164.96
Accrued Interest	\$1,194,588.81
Cash	\$633,114.57
Portfolio Effective Duration	2.48 years
Benchmark Effective Duration	2.48 years
Yield At Cost	4.15%
Yield At Market	4.53%
Portfolio Credit Quality	AA

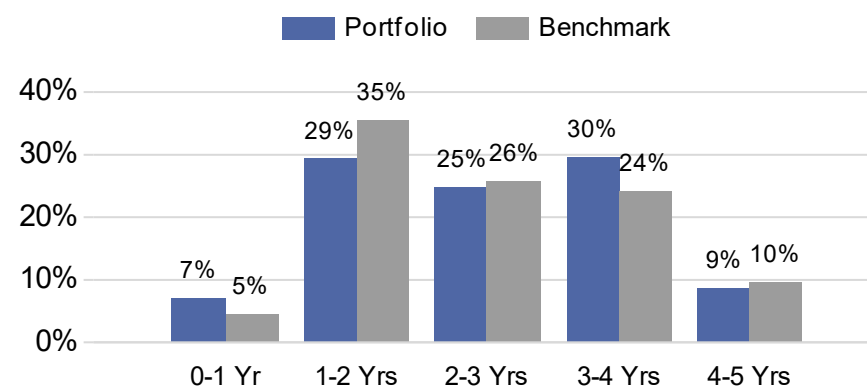
Sector Allocation



Credit Quality - S&P



Duration Distribution



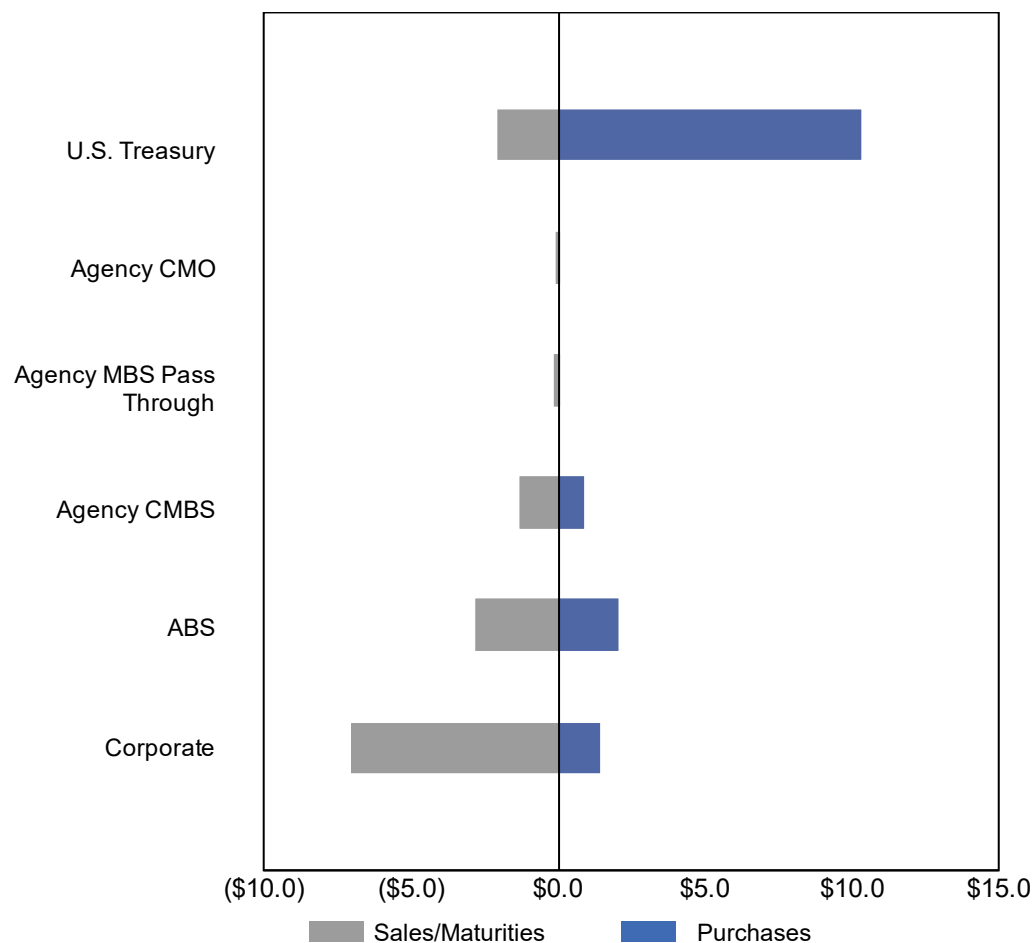
1. Yield and duration calculations exclude cash and cash equivalents. Sector allocation includes market values and accrued interest.

The portfolio's benchmark is currently the ICE BofA 1-5 Year U.S Treasury Index. Prior to 9/30/22 it was the ICE BofA 1-3 Year U.S Treasury Index. From inception to 3/31/11 it was the 1 Year UST. Source: Bloomberg Financial LP.

An average of each security's credit rating was assigned a numeric value and adjusted for its relative weighting in the portfolio.

Portfolio Activity - EAST BAY REGIONAL PARK DISTRICT

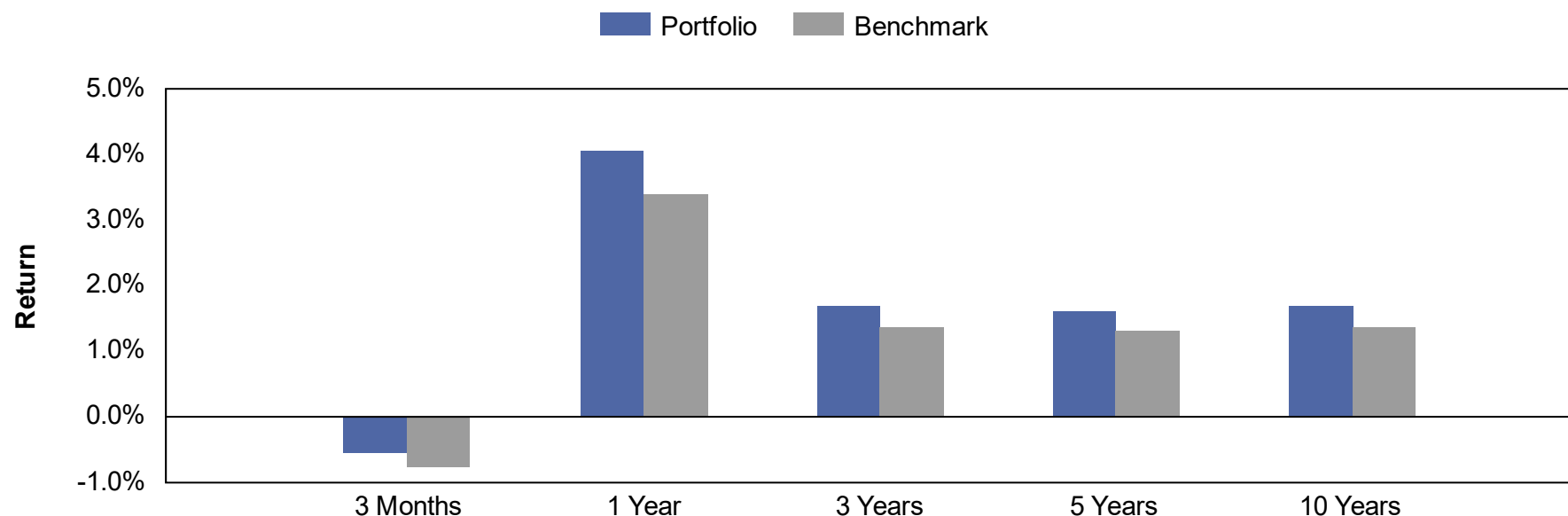
Net Activity by Sector
(\$ millions)



Sector	Net Activity
U.S. Treasury	\$8,244,009
Agency CMO	(\$43,461)
Agency MBS Pass Through	(\$124,572)
Agency CMBS	(\$451,374)
ABS	(\$739,914)
Corporate	(\$5,583,993)
Total Net Activity	\$1,300,695

Based on total proceeds (principal and accrued interest) of buys, sells, maturities, and principal paydowns. Detail may not add to total due to rounding.

Portfolio Performance



Market Value Basis Earnings	3 Months	1 Year	3 Years	5 Years	10 Years
Interest Earned ²	\$1,505,629	\$5,752,873	\$11,287,739	\$15,617,719	\$23,274,222
Change in Market Value	(\$2,425,197)	\$703,659	(\$3,245,677)	(\$3,560,101)	(\$2,397,196)
Total Dollar Return	(\$919,568)	\$6,456,532	\$8,042,062	\$12,057,618	\$20,877,026
Total Return³					
Portfolio	-0.55%	4.06%	1.69%	1.62%	1.70%
Benchmark ⁴	-0.77%	3.41%	1.36%	1.32%	1.36%

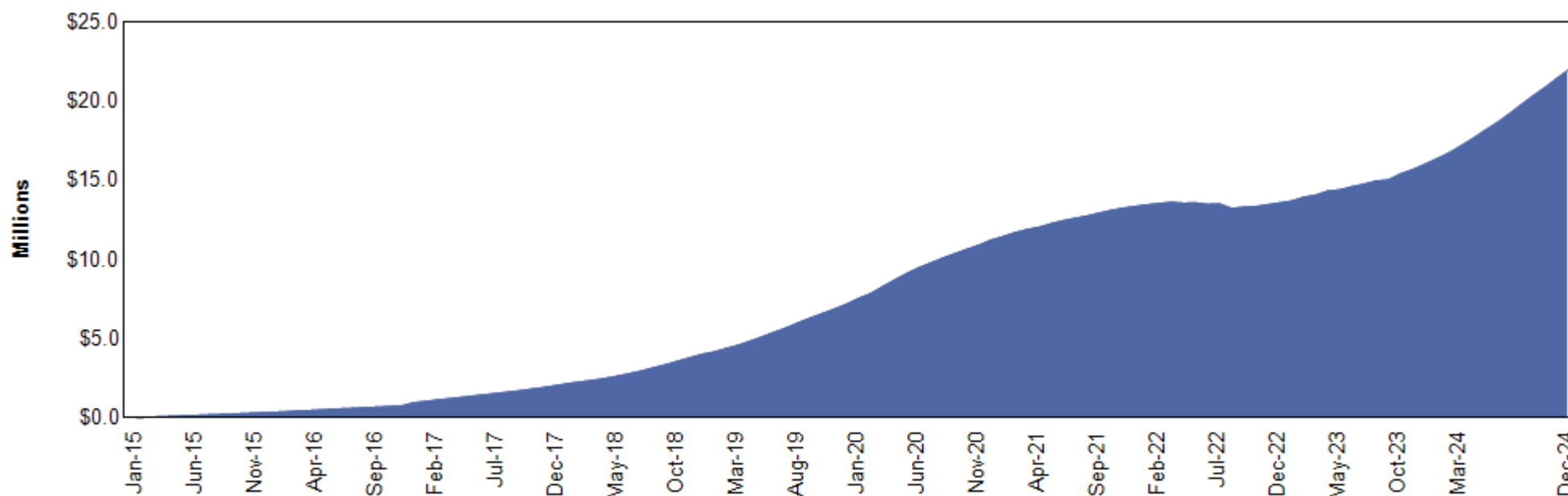
1. The lesser of 10 years or since inception is shown. Since inception returns for periods one year or less are not shown. Performance inception date is June 30, 2009.

2. Interest earned calculated as the ending accrued interest less beginning accrued interest, plus net interest activity.

3. Returns for periods one year or less are presented on a periodic basis. Returns for periods greater than one year are presented on an annualized basis.

4. The portfolio's benchmark is currently the ICE BofA 1-5 Year U.S. Treasury Index. Prior to 9/30/22 it was the ICE BofA 1-3 Year U.S. Treasury Index. From inception to 3/31/11 it was the 1 Year UST. Source: Bloomberg Financial LP.

Accrual Basis Earnings - EAST BAY REGIONAL PARK DISTRICT



Accrual Basis Earnings	3 Months	1 Year	3 Years	5 Year	10 Year ¹
Interest Earned ²	\$1,505,629	\$5,752,873	\$11,287,739	\$15,617,719	\$23,274,222
Realized Gains / (Losses) ³	(\$48,926)	(\$554,108)	(\$4,083,475)	(\$1,891,289)	(\$2,364,879)
Change in Amortized Cost	\$207,900	\$780,363	\$1,419,177	\$1,069,114	\$1,072,944
Total Earnings	\$1,664,603	\$5,979,128	\$8,623,441	\$14,795,544	\$21,982,287

1. The lesser of 10 years or since inception is shown. Performance inception date is June 30, 2009.

2. Interest earned calculated as the ending accrued interest less beginning accrued interest, plus net interest activity.

3. Realized gains / (losses) are shown on an amortized cost basis.

ESG Risk Composition Overview

Interpreting the ESG Risk Rating

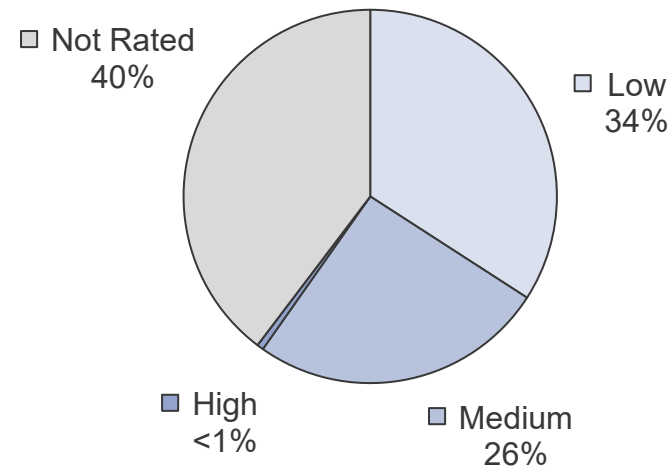
The **ESG Risk Rating** measures **economic value at risk based on ESG factors**.

A company's ESG Risk Rating is comprised of a quantitative score and a risk category. The score indicates unmanaged ESG risk. **Risk categories are absolute** and comparable across industries.

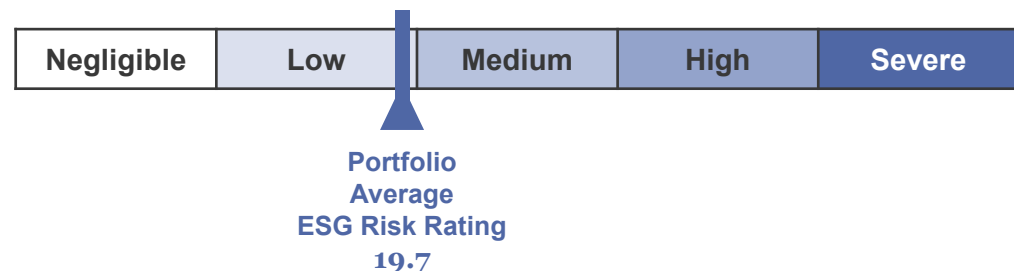
Lower scores represent less unmanaged risk. Ratings are scored on a scale of 1-100 and are assigned to one of the following ESG risk categories:

- Negligible Risk (overall score of 0-9.99 points)
- Low Risk (10-19.99 points)
- Medium Risk (20-29.99 points)
- High Risk (30-39.99 points)
- Severe Risk (40 and higher points)

Allocation by ESG Risk Rating



66/71 of portfolio issuers are rated with a total rated market value of \$99.9 million (60%)



Market Value includes accrued interest as of December 31, 2024. Average ESG Risk Rating is weighted by market value. Please see important disclosures at the end of this presentation.

* U.S. Treasury and Municipal obligations are not included in the analysis.

Additional Portfolio Details

Managed Account Detail of Securities Held

Security Type/Description Dated Date/Coupon/Maturity	CUSIP	Par	S&P Rating	Moody's Rating	Trade Date	Settle Date	Original Cost	YTM at Cost	Accrued Interest	Amortized Cost	Market Value
U.S. Treasury											
US TREASURY N/B DTD 03/01/2021 0.500% 02/28/2026	91282CBQ3	1,675,000.00	AA+	Aaa	8/26/2022	8/30/2022	1,516,725.59	3.38	2,845.65	1,622,613.40	1,604,728.73
US TREASURY N/B DTD 03/01/2021 0.500% 02/28/2026	91282CBQ3	4,250,000.00	AA+	Aaa	8/5/2022	8/8/2022	3,876,962.89	3.12	7,220.30	4,128,619.46	4,071,699.75
US TREASURY N/B DTD 03/31/2021 0.750% 03/31/2026	91282CBT7	4,000,000.00	AA+	Aaa	4/1/2022	4/5/2022	3,713,437.50	2.66	7,664.84	3,910,646.03	3,831,252.00
US TREASURY N/B DTD 08/02/2021 0.625% 07/31/2026	91282CCP4	3,000,000.00	AA+	Aaa	6/2/2022	6/3/2022	2,731,757.81	2.92	7,846.47	2,898,283.41	2,835,000.00
US TREASURY N/B DTD 08/15/2016 1.500% 08/15/2026	9128282A7	900,000.00	AA+	Aaa	5/2/2022	5/4/2022	845,824.22	3.01	5,099.18	879,528.21	861,504.30
US TREASURY N/B DTD 08/15/2016 1.500% 08/15/2026	9128282A7	400,000.00	AA+	Aaa	7/7/2022	7/8/2022	375,437.50	3.10	2,266.30	390,315.92	382,890.80
US TREASURY N/B DTD 09/30/2024 3.500% 09/30/2026	91282CLP4	475,000.00	AA+	Aaa	10/22/2024	10/23/2024	470,305.66	4.03	4,247.60	470,757.77	468,988.40
US TREASURY N/B DTD 09/30/2021 0.875% 09/30/2026	91282CCZ2	4,300,000.00	AA+	Aaa	4/5/2022	4/6/2022	3,960,367.19	2.76	9,612.98	4,167,920.57	4,057,621.90
US TREASURY N/B DTD 11/15/2016 2.000% 11/15/2026	912828U24	1,300,000.00	AA+	Aaa	10/6/2022	10/11/2022	1,195,136.72	4.16	3,375.69	1,252,124.59	1,247,594.40
US TREASURY N/B DTD 02/15/2017 2.250% 02/15/2027	912828V98	3,000,000.00	AA+	Aaa	6/2/2022	6/3/2022	2,910,468.75	2.93	25,495.92	2,959,611.92	2,878,710.00
US TREASURY N/B DTD 05/02/2022 2.750% 04/30/2027	91282CEN7	1,025,000.00	AA+	Aaa	5/2/2022	5/4/2022	1,013,909.18	2.98	4,827.69	1,019,831.99	990,847.00
US TREASURY N/B DTD 08/01/2022 2.750% 07/31/2027	91282CFB2	675,000.00	AA+	Aaa	5/1/2023	5/2/2023	649,529.30	3.72	7,768.00	659,546.79	650,004.07
US TREASURY N/B DTD 08/15/2017 2.250% 08/15/2027	9128282R0	425,000.00	AA+	Aaa	8/26/2022	8/30/2022	406,207.03	3.22	3,611.92	415,079.47	403,932.75
US TREASURY N/B DTD 08/15/2017 2.250% 08/15/2027	9128282R0	1,050,000.00	AA+	Aaa	8/18/2022	8/22/2022	1,011,445.31	3.05	8,923.57	1,029,737.06	997,951.50
US TREASURY N/B DTD 10/15/2024 3.875% 10/15/2027	91282CLQ2	1,650,000.00	AA+	Aaa	10/22/2024	10/23/2024	1,645,810.55	3.97	13,700.89	1,646,069.70	1,632,468.75

EAST BAY REGIONAL PARK DISTRICT

Portfolio Holdings

Security Type/Description Dated Date/Coupon/Maturity	CUSIP	Par	S&P Rating	Moody's Rating	Trade Date	Settle Date	Original Cost	YTM at Cost	Accrued Interest	Amortized Cost	Market Value
U.S. Treasury											
US TREASURY N/B DTD 10/31/2022 4.125% 10/31/2027	91282CFU0	1,750,000.00	AA+	Aaa	12/20/2022	12/21/2022	1,772,421.88	3.83	12,363.60	1,763,048.90	1,742,891.50
US TREASURY N/B DTD 10/31/2022 4.125% 10/31/2027	91282CFU0	2,500,000.00	AA+	Aaa	1/30/2023	2/1/2023	2,543,261.72	3.72	17,662.29	2,525,787.28	2,489,845.00
US TREASURY N/B DTD 02/28/2023 4.000% 02/29/2028	91282CGP0	1,200,000.00	AA+	Aaa	3/2/2023	3/3/2023	1,182,468.75	4.33	16,309.39	1,188,908.41	1,188,937.20
US TREASURY N/B DTD 05/01/2023 3.500% 04/30/2028	91282CHA2	875,000.00	AA+	Aaa	6/29/2023	6/29/2023	850,288.09	4.15	5,245.17	858,007.94	852,817.00
US TREASURY N/B DTD 05/01/2023 3.500% 04/30/2028	91282CHA2	1,225,000.00	AA+	Aaa	6/1/2023	6/5/2023	1,211,984.37	3.74	7,343.23	1,216,170.30	1,193,943.80
US TREASURY N/B DTD 05/15/2018 2.875% 05/15/2028	9128284N7	2,375,000.00	AA+	Aaa	10/22/2024	10/23/2024	2,287,050.78	4.00	8,865.25	2,291,500.14	2,268,310.25
US TREASURY N/B DTD 06/30/2021 1.250% 06/30/2028	91282CCH2	4,525,000.00	AA+	Aaa	8/1/2024	8/5/2024	4,093,180.66	3.91	156.25	4,134,962.14	4,076,563.45
US TREASURY N/B DTD 10/31/2023 4.875% 10/31/2028	91282CJF9	3,000,000.00	AA+	Aaa	12/4/2023	12/6/2023	3,080,156.25	4.26	25,048.34	3,063,999.60	3,053,556.00
US TREASURY N/B DTD 11/15/2018 3.125% 11/15/2028	9128285M8	2,850,000.00	AA+	Aaa	1/3/2024	1/4/2024	2,745,128.91	3.96	11,563.36	2,766,551.65	2,726,760.30
US TREASURY N/B DTD 01/31/2024 4.000% 01/31/2029	91282CJW2	2,000,000.00	AA+	Aaa	2/2/2024	2/6/2024	1,999,296.88	4.01	33,478.26	1,999,418.07	1,972,344.00
US TREASURY N/B DTD 01/31/2024 4.000% 01/31/2029	91282CJW2	1,000,000.00	AA+	Aaa	3/15/2024	3/18/2024	985,390.63	4.33	16,739.13	987,555.99	986,172.00
US TREASURY N/B DTD 01/31/2024 4.000% 01/31/2029	91282CJW2	1,000,000.00	AA+	Aaa	2/12/2024	2/13/2024	994,375.00	4.13	16,739.13	995,297.14	986,172.00
US TREASURY N/B DTD 04/01/2024 4.125% 03/31/2029	91282CKG5	2,150,000.00	AA+	Aaa	4/2/2024	4/4/2024	2,128,248.05	4.35	22,659.17	2,131,218.25	2,128,583.85
US TREASURY N/B DTD 04/01/2024 4.125% 03/31/2029	91282CKG5	1,350,000.00	AA+	Aaa	5/9/2024	5/9/2024	1,326,533.20	4.52	14,227.85	1,329,363.55	1,336,552.65
US TREASURY N/B DTD 05/31/2024 4.500% 05/31/2029	91282CKT7	1,500,000.00	AA+	Aaa	7/1/2024	7/2/2024	1,504,277.34	4.43	5,934.07	1,503,885.62	1,506,972.00
US TREASURY N/B DTD 05/31/2024 4.500% 05/31/2029	91282CKT7	175,000.00	AA+	Aaa	6/7/2024	6/10/2024	175,471.68	4.44	692.31	175,424.12	175,813.40
US TREASURY N/B DTD 06/30/2022 3.250% 06/30/2029	91282CEV9	1,350,000.00	AA+	Aaa	9/12/2024	9/16/2024	1,335,287.11	3.50	121.20	1,336,112.71	1,288,037.70

EAST BAY REGIONAL PARK DISTRICT

Portfolio Holdings

Security Type/Description Dated Date/Coupon/Maturity	CUSIP	Par	S&P Rating	Moody's Rating	Trade Date	Settle Date	Original Cost	YTM at Cost	Accrued Interest	Amortized Cost	Market Value
U.S. Treasury											
US TREASURY N/B DTD 09/30/2024 3.500% 09/30/2029	91282CLN9	1,300,000.00	AA+	Aaa	10/31/2024	11/4/2024	1,260,339.84	4.19	11,625.00	1,261,513.96	1,250,691.00
US TREASURY N/B DTD 09/30/2024 3.500% 09/30/2029	91282CLN9	1,600,000.00	AA+	Aaa	10/1/2024	10/4/2024	1,598,187.50	3.52	14,307.69	1,598,273.70	1,539,312.00
US TREASURY N/B DTD 12/02/2024 4.125% 11/30/2029	91282CMA6	2,950,000.00	AA+	Aaa	12/3/2024	12/5/2024	2,953,111.33	4.10	10,697.80	2,953,081.61	2,916,122.20
Security Type Sub-Total		64,800,000.00					62,349,785.17	3.63	366,285.49	63,530,767.37	62,595,591.65
Negotiable CD											
TORONTO DOMINION BANK NY DTD 10/31/2022 5.600% 10/27/2025	89115B6K1	1,425,000.00	A-	A2	10/27/2022	10/31/2022	1,425,000.00	5.60	15,073.33	1,425,000.00	1,441,634.03
NORDEA BANK ABP NEW YORK DTD 11/03/2022 5.530% 11/03/2025	65558UYF3	1,425,000.00	A-1+	P-1	11/2/2022	11/3/2022	1,425,000.00	5.53	12,695.96	1,425,000.00	1,441,086.83
COOPERAT RABOBANK UA/NY DTD 07/20/2023 5.080% 07/17/2026	21684LGS5	1,475,000.00	A+	Aa2	7/17/2023	7/20/2023	1,475,000.00	5.08	34,134.78	1,475,000.00	1,503,644.50
NATIXIS NY BRANCH DTD 09/20/2023 5.610% 09/18/2026	63873QP65	1,100,000.00	A+	A1	9/18/2023	9/20/2023	1,100,000.00	5.61	17,998.75	1,100,000.00	1,127,075.40
CREDIT AGRICOLE CIB NY DTD 02/05/2024 4.760% 02/01/2027	22536DWD6	1,125,000.00	A+	A1	2/1/2024	2/5/2024	1,125,000.00	4.76	49,236.25	1,125,000.00	1,119,449.25
Security Type Sub-Total		6,550,000.00					6,550,000.00	5.33	129,139.07	6,550,000.00	6,632,890.01
Municipal											
FLORIDA ST BRD OF ADM DTD 09/16/2020 1.258% 07/01/2025	341271AD6	320,000.00	AA	Aa2	9/3/2020	9/16/2020	320,000.00	1.26	2,012.80	320,000.00	314,662.40
MASSACHUSETTS CMNWLTH DTD 08/30/2022 3.670% 07/15/2025	576004GZ2	1,450,000.00	NR	Aa1	8/17/2022	8/30/2022	1,450,000.00	3.67	24,538.03	1,450,000.00	1,445,336.80
CONNECTICUT ST-A-TXBL DTD 06/22/2022 3.531% 06/15/2026	20772KQJ1	340,000.00	AA-	Aa3	5/26/2022	6/22/2022	340,000.00	3.53	533.57	340,000.00	335,915.92
CA ST DTD 03/15/2023 4.846% 03/01/2027	13063D3N6	585,000.00	AA-	Aa2	3/9/2023	3/15/2023	585,000.00	4.85	9,449.70	585,000.00	590,034.51
Security Type Sub-Total		2,695,000.00					2,695,000.00	3.63	36,534.10	2,695,000.00	2,685,949.63

EAST BAY REGIONAL PARK DISTRICT

Portfolio Holdings

Security Type/Description Dated Date/Coupon/Maturity	CUSIP	Par	S&P Rating	Moody's Rating	Trade Date	Settle Date	Original Cost	YTM at Cost	Accrued Interest	Amortized Cost	Market Value
Federal Agency											
FEDERAL HOME LOAN BANK (CALLABLE) DTD 02/10/2021 0.830% 02/10/2027	3130AKYH3	1,650,000.00	AA+	Aaa	8/19/2022	8/22/2022	1,472,839.50	3.44	5,363.88	1,566,377.60	1,534,364.70
Security Type Sub-Total		1,650,000.00					1,472,839.50	3.44	5,363.88	1,566,377.60	1,534,364.70
Corporate											
CINTAS CORPORATION NO. 2 (CALLABLE) DTD 05/03/2022 3.450% 05/01/2025	17252MAP5	190,000.00	A-	A3	5/2/2022	5/4/2022	189,443.30	3.55	1,092.50	189,937.97	189,107.57
CINTAS CORPORATION NO. 2 (CALLABLE) DTD 05/03/2022 3.450% 05/01/2025	17252MAP5	310,000.00	A-	A3	4/26/2022	5/3/2022	309,931.80	3.46	1,782.50	309,992.41	308,543.93
MORGAN STANLEY DTD 01/27/2016 3.875% 01/27/2026	61746BDZ6	250,000.00	A-	A1	7/18/2022	7/20/2022	248,585.00	4.05	4,144.10	249,568.91	248,150.75
STATE STREET CORP (CALLABLE) DTD 02/07/2022 1.746% 02/06/2026	857477BR3	330,000.00	A	Aa3	2/2/2022	2/7/2022	330,000.00	1.75	2,320.73	330,000.00	328,922.22
MORGAN STANLEY (CALLABLE) DTD 02/18/2022 2.630% 02/18/2026	61747YEM3	855,000.00	A-	A1	2/16/2022	2/18/2022	855,000.00	2.63	8,307.51	855,000.00	852,488.87
STATE STREET CORP (CALLABLE) DTD 10/29/2020 2.901% 03/30/2026	857477BM4	770,000.00	A	Aa3	2/3/2022	2/7/2022	793,477.30	2.13	5,646.47	771,844.20	766,150.00
BANK OF AMERICA CORP (CALLABLE) DTD 03/22/2022 3.384% 04/02/2026	06051GKM0	350,000.00	A-	A1	3/18/2022	3/22/2022	350,378.00	3.35	2,928.10	350,117.57	348,689.25
AMERICAN HONDA FINANCE DTD 07/07/2023 5.250% 07/07/2026	02665WEK3	375,000.00	A-	A3	7/21/2023	7/25/2023	376,890.00	5.06	9,515.63	375,971.69	377,901.38
BANK OF NY MELLON CORP (CALLABLE) DTD 07/26/2022 4.414% 07/24/2026	06406RBJ5	200,000.00	A	Aa3	7/20/2022	7/26/2022	200,652.00	4.32	3,849.99	200,255.27	199,461.40
BANK OF NY MELLON CORP (CALLABLE) DTD 07/26/2022 4.414% 07/24/2026	06406RBJ5	225,000.00	A	Aa3	7/19/2022	7/26/2022	225,000.00	4.41	4,331.24	225,000.00	224,394.08
STATE STREET CORP (CALLABLE) DTD 08/03/2023 5.272% 08/03/2026	857477CD3	620,000.00	A	Aa3	7/31/2023	8/3/2023	620,000.00	5.27	13,437.74	620,000.00	626,112.58

EAST BAY REGIONAL PARK DISTRICT

Portfolio Holdings

Security Type/Description Dated Date/Coupon/Maturity	CUSIP	Par	S&P Rating	Moody's Rating	Trade Date	Settle Date	Original Cost	YTM at Cost	Accrued Interest	Amortized Cost	Market Value
Corporate											
BMW US CAPITAL LLC (CALLABLE) DTD 08/12/2021 1.250% 08/12/2026	05565EBW4	400,000.00	A	A2	3/2/2022	3/4/2022	382,960.00	2.26	1,930.56	393,804.61	379,296.80
HOME DEPOT INC (CALLABLE) DTD 12/04/2023 4.950% 09/30/2026	437076CV2	305,000.00	A	A2	11/27/2023	12/4/2023	304,332.05	5.04	3,816.31	304,576.42	307,517.78
BANK OF NY MELLON CORP (CALLABLE) DTD 07/27/2021 1.050% 10/15/2026	06406RAV9	400,000.00	A	Aa3	3/2/2022	3/4/2022	379,072.00	2.25	886.67	391,885.83	376,223.20
CITIGROUP INC (CALLABLE) DTD 10/21/2016 3.200% 10/21/2026	172967KY6	350,000.00	BBB+	A3	3/2/2022	3/4/2022	357,112.00	2.73	2,177.78	352,773.13	340,432.40
GOLDMAN SACHS GROUP INC (CALLABLE) DTD 11/16/2016 3.500% 11/16/2026	38145GAH3	550,000.00	BBB+	A2	8/7/2023	8/9/2023	518,952.50	5.40	2,406.25	532,194.51	537,713.55
MERCEDES-BENZ FIN NA DTD 01/11/2024 4.800% 01/11/2027	58769JAQ0	500,000.00	A	A2	1/8/2024	1/11/2024	499,490.00	4.84	11,333.33	499,647.73	499,827.00
COMCAST CORP (CALLABLE) DTD 07/19/2016 2.350% 01/15/2027	20030NBW0	400,000.00	A-	A3	10/12/2022	10/14/2022	357,936.00	5.13	4,334.44	379,833.46	382,349.60
TARGET CORP (CALLABLE) DTD 01/24/2022 1.950% 01/15/2027	87612EBM7	375,000.00	A	A2	3/2/2022	3/4/2022	372,168.75	2.11	3,371.88	373,813.17	356,726.25
AUST & NZ BANKING GRP NY DTD 01/18/2024 4.750% 01/18/2027	05253JAZ4	725,000.00	AA-	Aa2	1/8/2024	1/18/2024	725,000.00	4.75	15,592.53	725,000.00	727,586.08
BANK OF NY MELLON CORP (CALLABLE) DTD 01/26/2022 2.050% 01/26/2027	06406RBA4	375,000.00	A	Aa3	3/10/2022	3/16/2022	364,728.75	2.65	3,309.90	370,627.38	357,064.50
JPMORGAN CHASE & CO (CALLABLE) DTD 02/04/2021 1.040% 02/04/2027	46647PBW5	800,000.00	A	A1	3/11/2022	3/15/2022	737,240.00	2.77	3,397.33	773,133.44	768,623.20
IBM CORP (CALLABLE) DTD 02/09/2022 2.200% 02/09/2027	459200KM2	375,000.00	A-	A3	3/2/2022	3/4/2022	371,805.00	2.38	3,254.17	373,635.60	356,233.88
CISCO SYSTEMS INC (CALLABLE) DTD 02/26/2024 4.800% 02/26/2027	17275RBQ4	730,000.00	AA-	A1	2/21/2024	2/26/2024	729,051.00	4.85	12,166.67	729,306.94	735,283.74
HONEYWELL INTERNATIONAL (CALLABLE) DTD 08/16/2021 1.100% 03/01/2027	438516CE4	375,000.00	A	A2	3/2/2022	3/4/2022	354,217.50	2.28	1,375.00	365,979.22	348,937.88
TRUIST FINANCIAL CORP (CALLABLE) DTD 03/02/2021 1.267% 03/02/2027	89788MAD4	425,000.00	A-	Baa1	3/11/2022	3/15/2022	398,076.25	2.64	1,779.96	413,233.10	407,552.48

EAST BAY REGIONAL PARK DISTRICT

Portfolio Holdings

Security Type/Description Dated Date/Coupon/Maturity	CUSIP	Par	S&P Rating	Moody's Rating	Trade Date	Settle Date	Original Cost	YTM at Cost	Accrued Interest	Amortized Cost	Market Value
Corporate											
CHARLES SCHWAB CORP (CALLABLE) DTD 03/03/2022 2.450% 03/03/2027	808513BY0	500,000.00	A-	A2	3/3/2022	3/7/2022	498,230.00	2.53	4,015.28	499,229.32	477,446.00
AMERICAN EXPRESS CO (CALLABLE) DTD 03/04/2022 2.550% 03/04/2027	025816CS6	500,000.00	A-	A2	3/4/2022	3/8/2022	499,535.00	2.57	4,143.75	499,797.27	478,725.00
JOHN DEERE CAPITAL CORP DTD 03/07/2022 2.350% 03/08/2027	24422EWD7	350,000.00	A	A1	3/9/2022	3/11/2022	348,316.50	2.45	2,581.74	349,262.71	333,963.35
ROCHE HOLDINGS INC (CALLABLE) DTD 03/10/2022 2.314% 03/10/2027	771196BV3	375,000.00	AA	Aa2	3/10/2022	3/14/2022	370,132.50	2.59	2,675.56	372,861.66	357,750.38
ROCHE HOLDINGS INC (CALLABLE) DTD 03/10/2022 2.314% 03/10/2027	771196BV3	375,000.00	AA	Aa2	7/7/2022	7/11/2022	354,007.50	3.63	2,675.56	365,135.15	357,750.38
BANK OF AMERICA CORP (CALLABLE) DTD 03/11/2021 1.658% 03/11/2027	06051GJQ3	775,000.00	A-	A1	3/10/2022	3/14/2022	728,244.25	2.97	3,926.24	754,445.16	746,759.00
HORMEL FOODS CORP (CALLABLE) DTD 03/08/2024 4.800% 03/30/2027	440452AK6	525,000.00	A-	A1	3/8/2024	3/12/2024	526,617.00	4.67	6,370.00	526,201.69	527,264.85
BMW US CAPITAL LLC (CALLABLE) DTD 04/01/2022 3.450% 04/01/2027	05565ECA1	225,000.00	A	A2	4/1/2022	4/5/2022	225,578.25	3.39	1,940.63	225,255.40	218,730.60
CINTAS CORPORATION NO. 2 (CALLABLE) DTD 03/14/2017 3.700% 04/01/2027	17252MAN0	350,000.00	A-	A3	7/7/2022	7/11/2022	346,976.00	3.90	3,237.50	348,559.15	343,033.95
HOME DEPOT INC (CALLABLE) DTD 03/28/2022 2.875% 04/15/2027	437076CN0	375,000.00	A	A2	4/18/2022	4/20/2022	367,076.25	3.34	2,276.04	371,362.58	362,484.75
NORTHERN TRUST CORP (CALLABLE) DTD 05/10/2022 4.000% 05/10/2027	665859AW4	725,000.00	A+	A2	5/10/2022	5/12/2022	732,003.50	3.79	4,108.33	728,244.27	715,442.33
UNITEDHEALTH GROUP INC (CALLABLE) DTD 05/20/2022 3.700% 05/15/2027	91324PEG3	235,000.00	A+	A2	5/18/2022	5/20/2022	234,492.40	3.75	1,111.03	234,758.50	230,399.64
UNITEDHEALTH GROUP INC (CALLABLE) DTD 05/20/2022 3.700% 05/15/2027	91324PEG3	145,000.00	A+	A2	5/17/2022	5/20/2022	144,921.70	3.71	685.53	144,962.75	142,161.48
GOLDMAN SACHS BANK USA (CALLABLE) DTD 05/21/2024 5.414% 05/21/2027	38151LAG5	515,000.00	A+	A1	5/15/2024	5/21/2024	515,000.00	5.41	3,098.01	515,000.00	519,020.61

EAST BAY REGIONAL PARK DISTRICT

Portfolio Holdings

Security Type/Description Dated Date/Coupon/Maturity	CUSIP	Par	S&P Rating	Moody's Rating	Trade Date	Settle Date	Original Cost	YTM at Cost	Accrued Interest	Amortized Cost	Market Value
Corporate											
NATIONAL AUSTRALIA BK/NY DTD 06/09/2022 3.905% 06/09/2027	63254ABE7	725,000.00	AA-	Aa2	6/9/2022	6/13/2022	718,678.00	4.10	1,730.13	721,909.40	713,808.90
BLACKROCK FUNDING INC (CALLABLE) DTD 07/26/2024 4.600% 07/26/2027	09290DAH4	810,000.00	AA-	Aa3	7/17/2024	7/26/2024	809,975.70	4.60	16,042.50	809,980.58	811,974.78
IBM CORP (CALLABLE) DTD 07/27/2022 4.150% 07/27/2027	459200KT7	500,000.00	A-	A3	8/2/2022	8/4/2022	509,530.00	3.73	8,876.39	504,843.38	494,208.50
HONEYWELL INTERNATIONAL (CALLABLE) DTD 08/01/2024 4.650% 07/30/2027	438516CX2	775,000.00	A	A2	7/29/2024	8/1/2024	774,976.75		15,015.63	774,981.36	777,764.43
UNILEVER CAPITAL CORP (CALLABLE) DTD 08/12/2024 4.250% 08/12/2027	904764BU0	315,000.00	A+	A1	8/7/2024	8/12/2024	314,158.95	4.35	5,169.06	314,262.16	313,130.79
JOHN DEERE CAPITAL CORP DTD 09/08/2022 4.150% 09/15/2027	24422EWK1	200,000.00	A	A1	9/15/2022	9/20/2022	198,114.00	4.36	2,443.89	198,976.62	198,117.80
TOYOTA MOTOR CREDIT CORP DTD 09/20/2022 4.550% 09/20/2027	89236TKJ3	350,000.00	A+	A1	9/20/2022	9/22/2022	348,407.50	4.65	4,467.85	349,132.89	349,938.75
BANK OF AMERICA CORP (CALLABLE) DTD 10/21/2016 3.248% 10/21/2027	06051GGA1	525,000.00	A-	A1	5/12/2023	5/16/2023	494,697.00	4.71	3,315.67	505,811.27	505,936.73
PNC BANK NA (CALLABLE) DTD 10/23/2017 3.100% 10/25/2027	69353RFG8	625,000.00	A	A2	11/3/2022	11/7/2022	563,550.00	5.38	3,552.08	590,150.84	598,903.13
LOCKHEED MARTIN CORP (CALLABLE) DTD 10/24/2022 5.100% 11/15/2027	539830BV0	350,000.00	A-	A2	12/19/2022	12/21/2022	361,812.50	4.33	2,280.83	356,839.53	355,358.85
NATIONAL AUSTRALIA BK/NY DTD 01/12/2023 4.944% 01/12/2028	63253QAB0	350,000.00	AA-	Aa2	1/23/2023	1/25/2023	356,758.50	4.51	8,123.27	354,126.20	352,287.25
AMERICAN HONDA FINANCE DTD 01/12/2023 4.700% 01/12/2028	02665WED9	375,000.00	A-	A3	1/20/2023	1/24/2023	378,266.25	4.50	8,273.96	376,993.00	374,062.13
MASTERCARD INC (CALLABLE) DTD 09/05/2024 4.100% 01/15/2028	57636QBA1	370,000.00	A+	Aa3	9/3/2024	9/5/2024	369,796.50	4.12	4,888.11	369,815.77	365,948.50
TEXAS INSTRUMENTS INC (CALLABLE) DTD 11/18/2022 4.600% 02/15/2028	882508BV5	245,000.00	A+	Aa3	5/11/2023	5/18/2023	250,889.80	4.04	4,257.56	248,842.24	245,440.76

EAST BAY REGIONAL PARK DISTRICT

Portfolio Holdings

Security Type/Description Dated Date/Coupon/Maturity	CUSIP	Par	S&P Rating	Moody's Rating	Trade Date	Settle Date	Original Cost	YTM at Cost	Accrued Interest	Amortized Cost	Market Value
Corporate											
BRISTOL-MYERS SQUIBB CO (CALLABLE) DTD 07/15/2020 3.900% 02/20/2028	110122DE5	375,000.00	A	A2	2/28/2023	3/2/2023	358,717.50	4.90	5,321.88	364,718.71	367,075.88
ASTRAZENECA FINANCE LLC (CALLABLE) DTD 03/03/2023 4.875% 03/03/2028	04636NAF0	725,000.00	A+	A2	2/28/2023	3/3/2023	723,535.50	4.92	11,584.90	724,070.86	729,350.73
NATIONAL RURAL UTIL COOP (CALLABLE) DTD 12/16/2022 4.800% 03/15/2028	63743HFG2	500,000.00	A-	A2	3/28/2023	3/30/2023	500,055.00	4.80	7,066.67	500,035.56	500,898.00
COMCAST CORP (CALLABLE) DTD 02/08/2018 3.550% 05/01/2028	20030NCH2	400,000.00	A-	A3	10/31/2023	11/2/2023	367,016.00	5.65	2,366.67	375,552.32	383,975.60
MORGAN STANLEY BANK NA (CALLABLE) DTD 05/30/2024 5.504% 05/26/2028	61690U8B9	410,000.00	A+	Aa3	5/28/2024	5/30/2024	410,000.00	5.50	2,193.96	410,000.00	415,716.22
MERCEDES-BENZ FIN NA DTD 08/03/2023 5.100% 08/03/2028	58769JAL1	575,000.00	A	A2	8/21/2023	8/23/2023	568,611.75	5.36	12,055.83	570,363.14	575,407.67
PACCAR FINANCIAL CORP DTD 08/10/2023 4.950% 08/10/2028	69371RS64	350,000.00	A+	A1	8/3/2023	8/10/2023	349,447.00	4.99	6,785.63	349,600.92	352,696.75
BMW US CAPITAL LLC (CALLABLE) DTD 08/11/2023 5.050% 08/11/2028	05565ECE3	350,000.00	A	A2	8/8/2023	8/11/2023	349,891.50	5.06	6,873.61	349,921.64	350,662.90
CITIBANK NA (CALLABLE) DTD 09/29/2023 5.803% 09/29/2028	17325FBB3	1,100,000.00	A+	Aa3	9/26/2023	9/29/2023	1,100,000.00	5.80	16,312.88	1,100,000.00	1,134,237.50
TOYOTA MOTOR CREDIT CORP DTD 01/05/2024 4.650% 01/05/2029	89236TLL7	415,000.00	A+	A1	1/2/2024	1/5/2024	414,431.45	4.68	9,434.33	414,534.47	412,170.53
TOYOTA MOTOR CREDIT CORP DTD 01/05/2024 4.650% 01/05/2029	89236TLL7	135,000.00	A+	A1	2/12/2024	2/14/2024	134,341.20	4.76	3,069.00	134,448.95	134,079.57
PACCAR FINANCIAL CORP DTD 01/31/2024 4.600% 01/31/2029	69371RS80	100,000.00	A+	A1	1/31/2024	2/2/2024	100,857.00	4.41	1,929.44	100,713.90	99,729.20
PACCAR FINANCIAL CORP DTD 01/31/2024 4.600% 01/31/2029	69371RS80	180,000.00	A+	A1	2/12/2024	2/14/2024	179,838.00	4.62	3,473.00	179,864.21	179,512.56
PACCAR FINANCIAL CORP DTD 01/31/2024 4.600% 01/31/2029	69371RS80	295,000.00	A+	A1	1/24/2024	1/31/2024	294,519.15	4.64	5,691.86	294,600.66	294,201.14
TEXAS INSTRUMENTS INC (CALLABLE) DTD 02/08/2024 4.600% 02/08/2029	882508CG7	885,000.00	A+	Aa3	2/5/2024	2/8/2024	884,061.90	4.62	16,170.92	884,217.89	882,543.24

EAST BAY REGIONAL PARK DISTRICT

Portfolio Holdings

Security Type/Description Dated Date/Coupon/Maturity	CUSIP	Par	S&P Rating	Moody's Rating	Trade Date	Settle Date	Original Cost	YTM at Cost	Accrued Interest	Amortized Cost	Market Value
Corporate											
AIR PRODUCTS & CHEMICALS (CALLABLE) DTD 02/08/2024 4.600% 02/08/2029	009158BH8	1,025,000.00	A	A2	2/6/2024	2/8/2024	1,023,636.75	4.63	18,729.03	1,023,859.33	1,020,279.88
LOCKHEED MARTIN CORP (CALLABLE) DTD 01/29/2024 4.500% 02/15/2029	539830CC1	650,000.00	A-	A2	2/12/2024	2/15/2024	644,208.50	4.70	11,050.00	645,132.56	642,918.90
CUMMINS INC (CALLABLE) DTD 02/20/2024 4.900% 02/20/2029	231021AV8	625,000.00	A	A2	3/7/2024	3/11/2024	628,137.50	4.78	11,144.10	627,667.36	628,875.00
BRISTOL-MYERS SQUIBB CO (CALLABLE) DTD 02/22/2024 4.900% 02/22/2029	110122EF1	355,000.00	A	A2	2/14/2024	2/22/2024	354,254.50	4.95	6,233.21	354,370.37	356,566.62
CISCO SYSTEMS INC (CALLABLE) DTD 02/26/2024 4.850% 02/26/2029	17275RBR2	645,000.00	AA-	A1	2/21/2024	2/26/2024	644,774.25	4.86	10,861.98	644,810.50	649,060.27
AMERICAN HONDA FINANCE DTD 03/13/2024 4.900% 03/13/2029	02665WFE6	425,000.00	A-	A3	3/11/2024	3/13/2024	424,813.00	4.91	6,247.50	424,840.51	423,514.62
BLACKROCK FUNDING INC (CALLABLE) DTD 03/14/2024 4.700% 03/14/2029	09290DAA9	155,000.00	AA-	Aa3	3/5/2024	3/14/2024	154,719.45	4.74	2,165.26	154,760.47	155,137.49
BLACKROCK FUNDING INC (CALLABLE) DTD 03/14/2024 4.700% 03/14/2029	09290DAA9	645,000.00	AA-	Aa3	3/6/2024	3/14/2024	646,335.15	4.65	9,010.29	646,142.44	645,572.12
ADOBE INC (CALLABLE) DTD 04/04/2024 4.800% 04/04/2029	00724PAF6	655,000.00	A+	A1	4/1/2024	4/4/2024	654,024.05	4.83	7,598.00	654,154.86	658,480.02
UNITEDHEALTH GROUP INC (CALLABLE) DTD 03/21/2024 4.700% 04/15/2029	91324PEZ1	400,000.00	A+	A2	4/12/2024	4/16/2024	393,560.00	5.07	3,968.89	394,378.84	398,347.20
JOHN DEERE CAPITAL CORP DTD 06/11/2024 4.850% 06/11/2029	24422EXT1	650,000.00	A	A1	6/6/2024	6/11/2024	648,947.00	4.89	1,751.39	649,052.26	652,239.25
NATIONAL RURAL UTIL COOP (CALLABLE) DTD 05/10/2024 5.150% 06/15/2029	63743HFS6	200,000.00	A-	A2	9/9/2024	9/16/2024	207,894.00	4.22	457.78	207,446.74	202,376.20
NATIONAL RURAL UTIL COOP (CALLABLE) DTD 05/10/2024 5.150% 06/15/2029	63743HFS6	125,000.00	A-	A2	9/9/2024	9/16/2024	129,842.50	4.24	286.11	129,568.35	126,485.13

EAST BAY REGIONAL PARK DISTRICT

Portfolio Holdings

Security Type/Description Dated Date/Coupon/Maturity	CUSIP	Par	S&P Rating	Moody's Rating	Trade Date	Settle Date	Original Cost	YTM at Cost	Accrued Interest	Amortized Cost	Market Value
Corporate											
HOME DEPOT INC (CALLABLE) DTD 06/25/2024 4.750% 06/25/2029	437076DC3	400,000.00	A	A2	6/17/2024	6/25/2024	397,420.00	4.90	316.67	397,658.74	400,846.40
TOYOTA MOTOR CREDIT CORP DTD 08/09/2024 4.550% 08/09/2029	89236TMK8	65,000.00	A+	A1	8/6/2024	8/9/2024	64,868.05	4.60	1,166.57	64,877.44	64,230.73
TOYOTA MOTOR CREDIT CORP DTD 08/09/2024 4.550% 08/09/2029	89236TMK8	260,000.00	A+	A1	8/7/2024	8/9/2024	259,815.40	4.57	4,666.28	259,828.99	256,922.90
ELI LILLY & CO (CALLABLE) DTD 08/14/2024 4.200% 08/14/2029	532457CQ9	280,000.00	A+	A1	8/13/2024	8/15/2024	280,672.00	4.15	4,475.33	280,625.13	274,543.08
ELI LILLY & CO (CALLABLE) DTD 08/14/2024 4.200% 08/14/2029	532457CQ9	270,000.00	A+	A1	8/12/2024	8/14/2024	269,408.70	4.25	4,315.50	269,450.46	264,737.97
CATERPILLAR FINL SERVICE DTD 08/16/2024 4.375% 08/16/2029	14913UAQ3	290,000.00	A	A2	8/13/2024	8/16/2024	291,035.30	4.29	4,757.81	290,966.05	285,508.77
CATERPILLAR FINL SERVICE DTD 08/16/2024 4.375% 08/16/2029	14913UAQ3	260,000.00	A	A2	8/12/2024	8/16/2024	259,295.40	4.44	4,265.63	259,343.50	255,973.38
ROCHE HOLDINGS INC (CALLABLE) DTD 09/09/2024 4.203% 09/09/2029	771196CP5	795,000.00	AA	Aa2	9/3/2024	9/9/2024	795,000.00	4.20	10,395.42	795,000.00	777,178.49
NOVARTIS CAPITAL CORP (CALLABLE) DTD 09/18/2024 3.800% 09/18/2029	66989HAT5	1,515,000.00	AA-	Aa3	9/16/2024	9/18/2024	1,511,318.55	3.85	16,471.42	1,511,517.92	1,458,776.84
ACCENTURE CAPITAL INC (CALLABLE) DTD 10/04/2024 4.050% 10/04/2029	00440KAB9	575,000.00	AA-	Aa3	10/4/2024	10/7/2024	570,256.25	4.24	5,627.81	570,457.66	557,836.25
STATE STREET BANK & TR DTD 11/25/2024 4.782% 11/23/2029	857449AE2	825,000.00	AA-	Aa2	11/20/2024	11/25/2024	825,000.00	4.78	3,945.15	825,000.00	822,789.00
Security Type Sub-Total		42,930,000.00					42,506,800.75	4.13	520,009.13	42,702,427.12	42,410,557.99
Agency MBS Pass Through											
FG J20795 DTD 10/01/2012 2.500% 10/01/2027	31306X3C5	101,858.93	AA+	Aaa	3/19/2020	3/24/2020	102,877.52	2.35	212.21	102,234.77	99,406.68
FR ZS6941 DTD 09/01/2018 2.000% 03/01/2028	3132A7WA5	106,771.53	AA+	Aaa	5/11/2020	5/18/2020	109,807.85	1.61	177.95	108,021.71	103,289.71
FN BM4614 DTD 10/01/2018 3.000% 03/01/2033	3140J9DU2	255,013.13	AA+	Aaa	8/3/2021	8/17/2021	271,748.38	2.35	637.53	266,885.62	243,963.67

EAST BAY REGIONAL PARK DISTRICT

Portfolio Holdings

Security Type/Description Dated Date/Coupon/Maturity	CUSIP	Par	S&P Rating	Moody's Rating	Trade Date	Settle Date	Original Cost	YTM at Cost	Accrued Interest	Amortized Cost	Market Value
Agency MBS Pass Through											
FR SB0759 DTD 09/01/2022 4.500% 03/01/2035	3132CWZY3	409,402.07	AA+	Aaa	10/11/2022	10/18/2022	404,284.55	4.63	1,535.26	405,191.00	401,726.60
FN FM3770 DTD 07/01/2020 3.000% 07/01/2035	3140X7FL8	245,884.35	AA+	Aaa	8/17/2020	8/19/2020	261,905.26	2.48	614.71	257,220.57	229,998.75
FN FS2262 DTD 06/01/2022 4.000% 06/01/2037	3140XHQQ3	520,652.81	AA+	Aaa	6/27/2022	6/30/2022	527,242.33	3.89	1,735.51	526,141.83	501,015.35
FN FS2468 DTD 07/01/2022 4.000% 07/01/2037	3140XHW60	523,493.07	AA+	Aaa	8/11/2022	8/16/2022	532,163.43	3.85	1,744.98	530,785.26	503,559.50
FN FS2929 DTD 09/01/2022 4.000% 09/01/2037	3140XJHF3	514,935.18	AA+	Aaa	10/5/2022	10/18/2022	499,567.59	4.27	1,716.45	501,834.00	494,978.36
Security Type Sub-Total		2,678,011.09					2,709,596.91	3.65	8,374.60	2,698,314.76	2,577,938.62
Agency CMO											
FNR 2013-1 LA DTD 01/01/2013 1.250% 02/01/2028	3136ABZB2	106,975.75	AA+	Aaa	4/7/2020	4/13/2020	107,280.79	1.21	111.43	107,097.90	102,662.38
FNR 2020-33 BG DTD 04/01/2020 2.000% 05/01/2030	3136B9VJ3	79,745.30	AA+	Aaa	6/8/2020	6/11/2020	81,857.31	1.71	132.91	80,890.87	76,263.70
GNR 2022-101 DA DTD 06/01/2022 2.500% 12/01/2043	38383F5U3	546,019.63	AA+	Aaa	12/20/2022	12/23/2022	506,347.90	2.97	1,137.54	510,169.65	499,344.78
Security Type Sub-Total		732,740.67					695,486.00	2.56	1,381.88	698,158.42	678,270.86
Agency CMBS											
FNA 2016-M3 A2 DTD 03/01/2016 2.702% 02/01/2026	3136ARTE8	390,862.70	AA+	Aaa	8/31/2022	9/6/2022	377,625.29	3.74	880.09	386,474.96	382,997.76
FHMS K061 A2 DTD 01/01/2017 3.347% 11/01/2026	3137BTUM1	721,521.09	AA+	Aaa	5/19/2023	5/24/2023	699,311.77	4.29	2,012.44	709,474.16	704,214.68
FHMS K065 A2 DTD 07/01/2017 3.243% 04/01/2027	3137F1G44	775,000.00	AA+	Aaa	11/22/2023	11/28/2023	732,102.54	5.05	2,094.44	745,842.31	752,370.00
FNA 2017-M12 A2 DTD 10/01/2017 3.061% 06/01/2027	3136AX7E9	713,929.32	AA+	Aaa	8/24/2023	8/29/2023	667,496.02	5.09	1,821.11	683,761.17	689,384.43
FHMS K068 A2 DTD 10/01/2017 3.244% 08/01/2027	3137FBBX3	825,000.00	AA+	Aaa	6/17/2024	6/21/2024	787,037.11	4.80	2,230.25	792,916.26	797,402.10

EAST BAY REGIONAL PARK DISTRICT

Portfolio Holdings

Security Type/Description Dated Date/Coupon/Maturity	CUSIP	Par	S&P Rating	Moody's Rating	Trade Date	Settle Date	Original Cost	YTM at Cost	Accrued Interest	Amortized Cost	Market Value
Agency CMBS											
FNA 2017-M15 A2 DTD 12/01/2017 2.960% 09/01/2027	3136AY6X6	749,872.29	AA+	Aaa	8/24/2023	8/29/2023	698,289.27	4.85	1,849.68	715,249.04	720,853.73
FHMS K739 A2 DTD 11/01/2020 1.336% 09/01/2027	3137F64P9	900,000.00	AA+	Aaa	10/30/2024	11/4/2024	830,917.97	4.14	1,002.00	834,469.73	832,225.50
FHMS K505 A2 DTD 07/01/2023 4.819% 06/01/2028	3137HACX2	1,450,000.00	AA+	Aaa	7/13/2023	7/20/2023	1,464,482.60	4.59	5,822.96	1,460,231.65	1,453,301.65
FNA 2023-M6 A2 DTD 07/01/2023 4.181% 07/01/2028	3136BQDE6	692,766.43	AA+	Aaa	7/18/2023	7/31/2023	681,021.87	4.58	2,413.71	684,360.63	679,058.66
FHMS K508 A2 DTD 10/01/2023 4.740% 08/01/2028	3137HAQ74	1,450,000.00	AA+	Aaa	10/11/2023	10/19/2023	1,418,192.80	5.25	5,727.50	1,425,302.62	1,449,578.05
FHMS K506 A2 DTD 09/01/2023 4.650% 08/01/2028	3137HAMH6	1,450,000.00	AA+	Aaa	9/7/2023	9/14/2023	1,428,550.15	4.99	5,618.75	1,433,656.45	1,446,856.40
FHMS K509 A2 DTD 10/01/2023 4.850% 09/01/2028	3137HAST4	1,090,000.00	AA+	Aaa	10/25/2023	10/31/2023	1,055,247.53	5.60	4,405.42	1,062,243.24	1,094,251.00
FHMS K507 A2 DTD 09/01/2023 4.800% 09/01/2028	3137HAMS2	1,450,000.00	AA+	Aaa	9/20/2023	9/28/2023	1,432,668.15	5.07	5,800.00	1,436,419.53	1,452,818.80
FHMS K511 A2 DTD 12/01/2023 4.860% 10/01/2028	3137HB3G7	805,000.00	AA+	Aaa	11/28/2023	12/7/2023	802,687.24	4.93	3,260.25	803,144.74	807,597.74
FHMS K510 A2 DTD 11/01/2023 5.069% 10/01/2028	3137HB3D4	530,000.00	AA+	Aaa	11/14/2023	11/21/2023	528,467.77	5.14	2,238.81	528,779.66	535,751.56
FHMS K750 A1 DTD 11/01/2022 3.000% 11/01/2028	3137H9D63	845,337.94	AA+	Aaa	10/26/2022	11/3/2022	789,159.32	4.24	2,113.34	809,190.01	824,144.47
FHMS KJ45 A1 DTD 05/01/2023 4.455% 11/01/2028	3137HA4K9	1,304,097.44	AA+	Aaa	5/18/2023	5/25/2023	1,304,094.82	4.46	4,841.46	1,304,095.58	1,295,586.90
FHMS KJ43 A1 DTD 12/01/2022 4.377% 12/01/2028	3137H9MM8	1,191,747.00	AA+	Aaa	12/8/2022	12/15/2022	1,191,726.73	4.38	4,346.90	1,191,733.60	1,180,394.42
FHMS K514 A2 DTD 02/01/2024 4.572% 12/01/2028	3137HBLV4	865,000.00	AA+	Aaa	2/1/2024	2/8/2024	873,649.14	4.34	3,295.65	872,200.81	858,930.30
FHMS KJ41 A1 DTD 08/01/2022 3.137% 01/01/2029	3137H8H79	1,298,821.03	AA+	Aaa	7/28/2022	8/4/2022	1,298,805.46	3.14	3,395.33	1,298,811.25	1,245,700.55
FHMS K524 A2 DTD 07/01/2024 4.720% 05/01/2029	3137HDV56	960,000.00	AA+	Aaa	7/16/2024	7/25/2024	965,895.36	4.58	3,776.00	965,507.13	958,031.04
FHMS K522 A2 DTD 06/01/2024 4.803% 05/01/2029	3137HDJJ0	1,600,000.00	AA+	Aaa	6/5/2024	6/13/2024	1,599,995.20	4.80	6,404.00	1,600,000.00	1,600,836.80

EAST BAY REGIONAL PARK DISTRICT

Portfolio Holdings

Security Type/Description Dated Date/Coupon/Maturity	CUSIP	Par	S&P Rating	Moody's Rating	Trade Date	Settle Date	Original Cost	YTM at Cost	Accrued Interest	Amortized Cost	Market Value
Agency CMBS											
FHMS KJ42 A1 DTD 09/01/2022 3.902% 07/01/2029	3137H92N8	787,469.56	AA+	Aaa	9/8/2022	9/15/2022	787,439.65	3.90	2,560.59	787,449.65	768,882.13
FHMS K526 A2 DTD 08/01/2024 4.543% 07/01/2029	3137HDXL9	1,460,000.00	AA+	Aaa	8/7/2024	8/15/2024	1,473,656.84	4.33	5,527.32	1,472,718.24	1,445,642.36
Security Type Sub-Total		24,306,424.80					23,888,520.60	4.62	83,438.00	24,004,032.42	23,976,811.03
ABS											
KCOT 2021-2A A3 DTD 07/28/2021 0.560% 11/17/2025	50117XAE2	21,151.91	NR	Aaa	7/20/2021	7/28/2021	21,151.12	0.56	5.26	21,151.75	21,118.90
HAROT 2021-4 A3 DTD 11/24/2021 0.880% 01/21/2026	43815GAC3	65,102.10	NR	Aaa	11/16/2021	11/24/2021	65,088.37	0.89	15.91	65,098.61	64,595.80
CARMX 2021-3 A3 DTD 07/28/2021 0.550% 06/15/2026	14317DAC4	95,383.94	AAA	Aaa	7/21/2021	7/28/2021	95,368.25	0.56	23.32	95,379.26	94,663.22
FORDO 2022-A A3 DTD 01/24/2022 1.290% 06/15/2026	345286AC2	74,763.55	AAA	NR	1/19/2022	1/24/2022	74,754.67	1.29	42.86	74,760.61	74,221.29
KCOT 2022-2A A3 DTD 07/21/2022 4.090% 12/15/2026	50117JAC7	628,293.11	NR	Aaa	7/14/2022	7/21/2022	628,177.95	4.09	1,142.10	628,241.93	626,410.12
HDMOT 2022-A A3 DTD 04/20/2022 3.060% 02/15/2027	41284YAD8	227,096.95	AAA	Aaa	4/12/2022	4/20/2022	227,059.13	3.06	308.85	227,080.29	225,978.95
CARMX 2022-2 A3 DTD 04/28/2022 3.490% 02/16/2027	14317HAC5	235,898.83	AAA	Aaa	4/21/2022	4/28/2022	235,862.95	3.49	365.91	235,882.95	234,975.29
MBART 2022-1 A3 DTD 11/22/2022 5.210% 08/16/2027	58768PAC8	815,752.65	AAA	Aaa	11/15/2022	11/22/2022	815,591.29	5.21	1,888.92	815,663.17	819,470.85
KCOT 2023-2A A3 DTD 07/26/2023 5.280% 01/18/2028	500945AC4	375,000.00	NR	Aaa	7/18/2023	7/26/2023	374,905.28	5.29	880.00	374,935.54	378,892.50
GMCAR 2023-2 A3 DTD 04/12/2023 4.470% 02/16/2028	362583AD8	405,000.00	AAA	Aaa	4/4/2023	4/12/2023	404,988.86	4.47	754.31	404,992.81	404,985.83
BMWOT 2023-A A3 DTD 07/18/2023 5.470% 02/25/2028	05592XAD2	250,000.00	AAA	NR	7/11/2023	7/18/2023	249,955.70	5.47	227.92	249,969.68	252,296.25
DCENT 2023-A1 A DTD 04/11/2023 4.310% 03/15/2028	254683CY9	925,000.00	NR	Aaa	4/4/2023	4/11/2023	924,946.35	4.31	1,771.89	924,965.10	922,894.70
NAROT 2023-B A3 DTD 10/25/2023 5.930% 03/15/2028	65480MAD5	305,000.00	NR	Aaa	10/18/2023	10/25/2023	304,938.09	5.94	803.84	304,953.81	309,886.71

EAST BAY REGIONAL PARK DISTRICT

Portfolio Holdings

Security Type/Description Dated Date/Coupon/Maturity	CUSIP	Par	S&P Rating	Moody's Rating	Trade Date	Settle Date	Original Cost	YTM at Cost	Accrued Interest	Amortized Cost	Market Value
ABS											
BACCT 2022-A2 A2 DTD 11/23/2022 5.000% 04/15/2028	05522RDF2	1,050,000.00	AAA	Aaa	5/31/2023	6/2/2023	1,055,167.97	4.89	2,333.33	1,053,490.52	1,055,368.65
AMXCA 2023-1 A DTD 06/14/2023 4.870% 05/15/2028	02582JJZ4	405,000.00	AAA	NR	6/7/2023	6/14/2023	404,964.08	4.87	876.60	404,975.38	407,135.16
FORDO 2023-B A3 DTD 06/26/2023 5.230% 05/15/2028	344930AD4	425,000.00	AAA	NR	6/21/2023	6/26/2023	424,994.26	5.23	987.89	424,996.04	428,688.58
BACCT 2023-A1 A1 DTD 06/16/2023 4.790% 05/15/2028	05522RDG0	365,000.00	AAA	NR	6/8/2023	6/16/2023	364,917.36	4.79	777.04	364,943.29	366,596.51
ALLYA 2023-1 A3 DTD 07/19/2023 5.460% 05/15/2028	02007WAC2	525,000.00	NR	Aaa	7/11/2023	7/19/2023	524,910.49	5.48	1,274.00	524,937.40	530,022.15
BAAT 2023-2A A3 DTD 11/21/2023 5.740% 06/15/2028	06054YAC1	1,110,000.00	NR	Aaa	11/15/2023	11/21/2023	1,109,979.91	5.74	2,831.73	1,109,986.11	1,126,432.44
DCENT 2023-A2 A DTD 06/28/2023 4.930% 06/15/2028	254683CZ6	505,000.00	AAA	Aaa	6/21/2023	6/28/2023	504,931.77	4.93	1,106.51	504,952.50	508,301.19
GMCAR 2023-3 A3 DTD 07/19/2023 5.450% 06/16/2028	36267KAD9	300,000.00	AAA	Aaa	7/11/2023	7/19/2023	299,988.42	5.45	681.25	299,991.84	303,237.60
HAROT 2023-4 A3 DTD 11/08/2023 5.670% 06/21/2028	438123AC5	250,000.00	NR	Aaa	11/1/2023	11/8/2023	249,955.98	5.67	393.75	249,966.19	253,968.25
KCOT 2024-1A A3 DTD 02/21/2024 5.190% 07/17/2028	50117BAC4	520,000.00	NR	Aaa	2/14/2024	2/21/2024	519,979.67	5.19	1,199.47	519,984.88	525,729.36
FITAT 2023-1 A3 DTD 08/23/2023 5.530% 08/15/2028	31680EAD3	755,000.00	AAA	Aaa	8/15/2023	8/23/2023	754,953.19	5.53	1,855.62	754,965.94	763,280.84
TAOT 2023-D A3 DTD 11/14/2023 5.540% 08/15/2028	89239FAD4	295,000.00	AAA	NR	11/7/2023	11/14/2023	294,968.20	5.54	726.36	294,975.85	299,324.41
CHAIT 2023-A1 A DTD 09/15/2023 5.160% 09/15/2028	161571HT4	1,165,000.00	AAA	NR	9/7/2023	9/15/2023	1,164,677.06	5.17	2,671.73	1,164,752.96	1,178,643.32
AMXCA 2023-3 A DTD 09/19/2023 5.230% 09/15/2028	02582JKD1	1,195,000.00	AAA	NR	9/12/2023	9/19/2023	1,194,946.58	5.23	2,777.71	1,194,959.83	1,210,207.57
HART 2023-C A3 DTD 11/13/2023 5.540% 10/16/2028	44918CAD4	430,000.00	AAA	NR	11/3/2023	11/13/2023	429,943.46	5.54	1,058.76	429,955.98	436,322.72
KCOT 2024-2A A3 DTD 06/25/2024 5.260% 11/15/2028	50117DAC0	535,000.00	NR	Aaa	6/18/2024	6/25/2024	534,987.16	5.26	1,250.71	534,988.78	542,203.24
BAAT 2024-1A A3 DTD 05/22/2024 5.350% 11/15/2028	09709AAC6	175,000.00	NR	Aaa	5/14/2024	5/22/2024	174,971.51	5.35	416.11	174,975.57	177,154.08

EAST BAY REGIONAL PARK DISTRICT

Portfolio Holdings

Security Type/Description Dated Date/Coupon/Maturity	CUSIP	Par	S&P Rating	Moody's Rating	Trade Date	Settle Date	Original Cost	YTM at Cost	Accrued Interest	Amortized Cost	Market Value
ABS											
HAROT 2024-2 A3 DTD 05/21/2024 5.270% 11/20/2028	437930AC4	825,000.00	AAA	NR	5/14/2024	5/21/2024	824,899.76	5.27	1,570.02	824,913.21	834,969.30
NAROT 2024-A A3 DTD 05/22/2024 5.280% 12/15/2028	65479UAD0	930,000.00	NR	Aaa	5/14/2024	5/22/2024	929,913.14	5.28	2,182.40	929,923.80	942,647.07
HUNT 2024-1A A3 DTD 02/22/2024 5.230% 01/16/2029	446144AE7	465,000.00	AAA	Aaa	2/13/2024	2/22/2024	464,982.70	5.23	1,080.87	464,986.47	469,746.26
HART 2024-A A3 DTD 03/20/2024 4.990% 02/15/2029	448973AD9	340,000.00	AAA	NR	3/11/2024	3/20/2024	339,925.03	5.00	754.04	339,936.79	342,505.12
BMWOT 2024-A A3 DTD 06/11/2024 5.180% 02/26/2029	096919AD7	675,000.00	AAA	Aaa	6/4/2024	6/11/2024	674,897.47	5.18	582.75	674,909.39	682,923.83
NAROT 2024-B A3 DTD 10/23/2024 4.340% 03/15/2029	65479WAD6	325,000.00	NR	Aaa	10/16/2024	10/23/2024	324,969.97	4.34	626.89	324,971.31	323,671.40
HAROT 2024-4 A3 DTD 10/24/2024 4.330% 05/15/2029	43816DAC9	425,000.00	AAA	Aaa	10/16/2024	10/24/2024	424,939.86	4.33	817.89	424,942.54	422,921.33
HART 2024-C A3 DTD 10/16/2024 4.410% 05/15/2029	448976AD2	545,000.00	AAA	NR	10/8/2024	10/16/2024	544,960.11	4.41	1,068.20	544,963.22	542,690.84
TAOT 2024-D A3 DTD 10/17/2024 4.400% 06/15/2029	89239TAD4	310,000.00	AAA	Aaa	10/10/2024	10/17/2024	309,982.70	4.40	606.22	309,983.72	309,060.70
GMCAR 2024-4 A3 DTD 10/16/2024 4.400% 08/16/2029	38014AAD3	435,000.00	AAA	Aaa	10/8/2024	10/16/2024	434,916.22	4.40	797.50	434,920.04	433,651.94
COMET 2024-A1 A DTD 09/24/2024 3.920% 09/15/2029	14041NGE5	1,450,000.00	AAA	NR	9/17/2024	9/24/2024	1,449,716.96	3.92	2,526.22	1,449,732.50	1,424,996.20
Security Type Sub-Total		21,153,443.05					21,156,129.00	4.91	44,062.66	21,155,057.56	21,272,790.47
Managed Account Sub Total		167,495,619.62					164,024,157.93	4.15	1,194,588.81	165,600,135.25	164,365,164.96
Securities Sub Total		\$167,495,619.62					\$164,024,157.93	4.15%	\$1,194,588.81	\$165,600,135.25	\$164,365,164.96
Accrued Interest											\$1,194,588.81
Total Investments											\$165,559,753.77

Quarterly Portfolio Transactions

Trade Date	Settle Date	Par (\$)	CUSIP	Security Description	Coupon	Maturity Date	Transact Amount (\$)	Yield at Market	Realized G/L (BV)
BUY									
10/1/2024	10/4/2024	1,600,000.00	91282CLN9	US TREASURY N/B	3.50%	9/30/2029	1,598,802.88	3.52%	
10/4/2024	10/7/2024	575,000.00	00440KAB9	ACCENTURE CAPITAL INC (CALLABLE)	4.05%	10/4/2029	570,450.31	4.24%	
10/8/2024	10/16/2024	435,000.00	38014AAD3	GMCAR 2024-4 A3	4.40%	8/16/2029	434,916.22	4.40%	
10/8/2024	10/16/2024	545,000.00	448976AD2	HART 2024-C A3	4.41%	5/15/2029	544,960.11	4.41%	
10/10/2024	10/17/2024	310,000.00	89239TAD4	TAOT 2024-D A3	4.40%	6/15/2029	309,982.70	4.40%	
10/16/2024	10/23/2024	325,000.00	65479WAD6	NAROT 2024-B A3	4.34%	3/15/2029	324,969.97	4.34%	
10/16/2024	10/24/2024	425,000.00	43816DAC9	HAROT 2024-4 A3	4.33%	5/15/2029	424,939.86	4.33%	
10/22/2024	10/23/2024	2,375,000.00	9128284N7	US TREASURY N/B	2.87%	5/15/2028	2,316,923.83	4.00%	
10/22/2024	10/23/2024	1,650,000.00	91282CLQ2	US TREASURY N/B	3.87%	10/15/2027	1,647,215.77	3.97%	
10/22/2024	10/23/2024	475,000.00	91282CLP4	US TREASURY N/B	3.50%	9/30/2026	471,356.14	4.03%	
10/30/2024	11/4/2024	900,000.00	3137F64P9	FHMS K739 A2	1.33%	9/1/2027	831,018.17	4.14%	
10/31/2024	11/4/2024	1,300,000.00	91282CLN9	US TREASURY N/B	3.50%	9/30/2029	1,264,714.84	4.19%	
11/20/2024	11/25/2024	825,000.00	857449AE2	STATE STREET BANK & TR	4.78%	11/23/2029	825,000.00	4.78%	
12/3/2024	12/5/2024	2,950,000.00	91282CMA6	US TREASURY N/B	4.12%	11/30/2029	2,954,782.86	4.10%	
Total BUY		14,690,000.00					14,520,033.66		0.00
INTEREST									
10/1/2024	10/1/2024		641062BB9	NESTLE HOLDINGS INC (CALLABLE)	4.12%	10/1/2027	7,734.38		

Quarterly Portfolio Transactions

Trade Date	Settle Date	Par (\$)	CUSIP	Security Description	Coupon	Maturity Date	Transact Amount (\$)	Yield at Market	Realized G/L (BV)
INTEREST									
10/1/2024	10/1/2024		05565ECA1	BMW US CAPITAL LLC (CALLABLE)	3.45%	4/1/2027	3,881.25		
10/1/2024	10/1/2024		MONEY0002	MONEY MARKET FUND	0.00%		2,971.42		
10/1/2024	10/1/2024		17252MAN0	CINTAS CORPORATION NO. 2 (CALLABLE)	3.70%	4/1/2027	6,475.00		
10/1/2024	10/25/2024		3136ABZB2	FNR 2013-1 LA	1.25%	2/1/2028	127.14		
10/1/2024	10/25/2024		3136AY6X6	FNA 2017-M15 A2	2.96%	9/1/2027	1,859.42		
10/1/2024	10/25/2024		3137H92N8	FHMS KJ42 A1	3.90%	7/1/2029	2,572.27		
10/1/2024	10/25/2024		3137HA4K9	FHMS KJ45 A1	4.45%	11/1/2028	5,349.21		
10/1/2024	10/25/2024		3137HDV56	FHMS K524 A2	4.72%	5/1/2029	3,776.00		
10/1/2024	10/25/2024		3132CWZY3	FR SB0759	4.50%	3/1/2035	1,599.85		
10/1/2024	10/25/2024		3137BN6G4	FHMS K053 A2	2.99%	12/1/2025	1,809.48		
10/1/2024	10/25/2024		3137HAQ74	FHMS K508 A2	4.74%	8/1/2028	5,727.50		
10/1/2024	10/25/2024		3132A7WA5	FR ZS6941	2.00%	3/1/2028	201.74		
10/1/2024	10/25/2024		3137BTUM1	FHMS K061 A2	3.34%	11/1/2026	2,024.80		
10/1/2024	10/25/2024		3137FBBX3	FHMS K068 A2	3.24%	8/1/2027	2,230.25		
10/1/2024	10/25/2024		3137HACX2	FHMS K505 A2	4.81%	6/1/2028	5,822.96		
10/1/2024	10/25/2024		3137HAST4	FHMS K509 A2	4.85%	9/1/2028	4,405.42		
10/1/2024	10/25/2024		3137HB3D4	FHMS K510 A2	5.06%	10/1/2028	2,238.81		

Quarterly Portfolio Transactions

Trade Date	Settle Date	Par (\$)	CUSIP	Security Description	Coupon	Maturity Date	Transact Amount (\$)	Yield at Market	Realized G/L (BV)
INTEREST									
10/1/2024	10/25/2024		3140XJHF3	FN FS2929	4.00%	9/1/2037	1,768.31		
10/1/2024	10/25/2024		3137F1G44	FHMS K065 A2	3.24%	4/1/2027	2,094.44		
10/1/2024	10/25/2024		3137HBLV4	FHMS K514 A2	4.57%	12/1/2028	3,295.65		
10/1/2024	10/25/2024		3136B9VJ3	FNR 2020-33 BG	2.00%	5/1/2030	145.66		
10/1/2024	10/25/2024		3136ARTE8	FNA 2016-M3 A2	2.70%	2/1/2026	884.39		
10/1/2024	10/25/2024		3137HB3G7	FHMS K511 A2	4.86%	10/1/2028	3,260.25		
10/1/2024	10/25/2024		3140J9DU2	FN BM4614	3.00%	3/1/2033	675.27		
10/1/2024	10/25/2024		3137H8H79	FHMS KJ41 A1	3.13%	1/1/2029	3,537.50		
10/1/2024	10/25/2024		3137HDJJ0	FHMS K522 A2	4.80%	5/1/2029	6,404.00		
10/1/2024	10/25/2024		3137H9MM8	FHMS KJ43 A1	4.37%	12/1/2028	4,360.30		
10/1/2024	10/25/2024		3137H9D63	FHMS K750 A1	3.00%	11/1/2028	2,988.49		
10/1/2024	10/25/2024		3140XHQQ3	FN FS2262	4.00%	6/1/2037	1,809.51		
10/1/2024	10/25/2024		3137HDXL9	FHMS K526 A2	4.54%	7/1/2029	5,527.32		
10/1/2024	10/25/2024		3136BQDE6	FNA 2023-M6 A2	4.18%	7/1/2028	2,413.86		
10/1/2024	10/25/2024		3140XHW60	FN FS2468	4.00%	7/1/2037	1,799.00		
10/1/2024	10/25/2024		3136AX7E9	FNA 2017-M12 A2	3.06%	6/1/2027	1,844.99		
10/1/2024	10/25/2024		3137HAMH6	FHMS K506 A2	4.65%	8/1/2028	5,618.75		

Quarterly Portfolio Transactions

Trade Date	Settle Date	Par (\$)	CUSIP	Security Description	Coupon	Maturity Date	Transact Amount (\$)	Yield at Market	Realized G/L (BV)
INTEREST									
10/1/2024	10/25/2024		3140X7FL8	FN FM3770	3.00%	7/1/2035	646.57		
10/1/2024	10/25/2024		3137HAMS2	FHMS K507 A2	4.80%	9/1/2028	5,800.00		
10/1/2024	10/15/2024		31306X3C5	FG J20795	2.50%	10/1/2027	235.69		
10/1/2024	10/20/2024		38383F5U3	GNR 2022-101 DA	2.50%	12/1/2043	1,180.72		
10/2/2024	10/2/2024		06051GKM0	BANK OF AMERICA CORP (CALLABLE)	3.38%	4/2/2026	5,922.00		
10/4/2024	10/4/2024		00724PAF6	ADOBE INC (CALLABLE)	4.80%	4/4/2029	15,720.00		
10/15/2024	10/15/2024		09709AAC6	BAAT 2024-1A A3	5.35%	11/15/2028	780.21		
10/15/2024	10/15/2024		50117JAC7	KCOT 2022-2A A3	4.09%	12/15/2026	2,685.49		
10/15/2024	10/15/2024		05522RDF2	BACCT 2022-A2 A2	5.00%	4/15/2028	4,375.00		
10/15/2024	10/15/2024		41284YAD8	HDMOT 2022-A A3	3.06%	2/15/2027	816.53		
10/15/2024	10/15/2024		58768PAC8	MBART 2022-1 A3	5.21%	8/16/2027	4,363.37		
10/15/2024	10/15/2024		161571HT4	CHAIT 2023-A1 A	5.16%	9/15/2028	5,009.50		
10/15/2024	10/15/2024		14041NGA3	COMET 2022-A2 A	3.49%	5/15/2027	2,879.25		
10/15/2024	10/15/2024		91324PEZ1	UNITEDHEALTH GROUP INC (CALLABLE)	4.70%	4/15/2029	10,653.33		
10/15/2024	10/15/2024		254683CZ6	DCENT 2023-A2 A	4.93%	6/15/2028	2,074.71		
10/15/2024	10/15/2024		254683CY9	DCENT 2023-A1 A	4.31%	3/15/2028	3,322.29		
10/15/2024	10/15/2024		02582JJX9	AMXCA 2022-4 A	4.95%	10/15/2027	1,546.88		

Quarterly Portfolio Transactions

Trade Date	Settle Date	Par (\$)	CUSIP	Security Description	Coupon	Maturity Date	Transact Amount (\$)	Yield at Market	Realized G/L (BV)
INTEREST									
10/15/2024	10/15/2024		14317DAC4	CARMX 2021-3 A3	0.55%	6/15/2026	73.00		
10/15/2024	10/15/2024		14044CAC6	COPAR 2021-1 A3	0.77%	9/15/2026	85.63		
10/15/2024	10/15/2024		446144AE7	HUNT 2024-1A A3	5.23%	1/16/2029	2,026.63		
10/15/2024	10/15/2024		06054YAC1	BAAT 2023-2A A3	5.74%	6/15/2028	5,309.50		
10/15/2024	10/15/2024		50117XAE2	KCOT 2021-2A A3	0.56%	11/17/2025	44.48		
10/15/2024	10/15/2024		50117DAC0	KCOT 2024-2A A3	5.26%	11/15/2028	2,345.08		
10/15/2024	10/15/2024		500945AC4	KCOT 2023-2A A3	5.28%	1/18/2028	1,650.00		
10/15/2024	10/15/2024		345286AC2	FORDO 2022-A A3	1.29%	6/15/2026	127.37		
10/15/2024	10/15/2024		14317HAC5	CARMX 2022-2 A3	3.49%	2/16/2027	897.53		
10/15/2024	10/15/2024		06406RAV9	BANK OF NY MELLON CORP (CALLABLE)	1.05%	10/15/2026	2,100.00		
10/15/2024	10/15/2024		254683CS2	DCENT 2022-A2 A	3.32%	5/15/2027	1,438.67		
10/15/2024	10/15/2024		65479UAD0	NAROT 2024-A A3	5.28%	12/15/2028	4,092.00		
10/15/2024	10/15/2024		344930AD4	FORDO 2023-B A3	5.23%	5/15/2028	1,852.29		
10/15/2024	10/15/2024		44918CAD4	HART 2023-C A3	5.54%	10/16/2028	1,985.17		
10/15/2024	10/15/2024		31680EAD3	FITAT 2023-1 A3	5.53%	8/15/2028	3,479.29		
10/15/2024	10/15/2024		65480MAD5	NAROT 2023-B A3	5.93%	3/15/2028	1,507.21		
10/15/2024	10/15/2024		02582JJZ4	AMXCA 2023-1 A	4.87%	5/15/2028	1,643.63		

Quarterly Portfolio Transactions

Trade Date	Settle Date	Par (\$)	CUSIP	Security Description	Coupon	Maturity Date	Transact Amount (\$)	Yield at Market	Realized G/L (BV)
INTEREST									
10/15/2024	10/15/2024		50117BAC4	KCOT 2024-1A A3	5.19%	7/17/2028	2,249.00		
10/15/2024	10/15/2024		437076CN0	HOME DEPOT INC (CALLABLE)	2.87%	4/15/2027	5,390.63		
10/15/2024	10/15/2024		14314QAC8	CARMX 2021-2 A3	0.52%	2/17/2026	8.97		
10/15/2024	10/15/2024		02007WAC2	ALLYA 2023-1 A3	5.46%	5/15/2028	2,388.75		
10/15/2024	10/15/2024		448973AD9	HART 2024-A A3	4.99%	2/15/2029	1,413.83		
10/15/2024	10/15/2024		05522RDG0	BACCT 2023-A1 A1	4.79%	5/15/2028	1,456.96		
10/15/2024	10/15/2024		89239FAD4	TAOT 2023-D A3	5.54%	8/15/2028	1,361.92		
10/15/2024	10/15/2024		50117TAC5	KCOT 2021-1A A3	0.62%	8/15/2025	1.00		
10/15/2024	10/15/2024		02582JKD1	AMXCA 2023-3 A	5.23%	9/15/2028	5,208.21		
10/15/2024	10/15/2024		92826CAL6	VISA INC (CALLABLE)	1.90%	4/15/2027	5,225.00		
10/16/2024	10/16/2024		36267KAD9	GMCAR 2023-3 A3	5.45%	6/16/2028	1,362.50		
10/16/2024	10/16/2024		362583AD8	GMCAR 2023-2 A3	4.47%	2/16/2028	1,508.63		
10/18/2024	10/18/2024		437930AC4	HAROT 2024-2 A3	5.27%	11/20/2028	3,623.13		
10/21/2024	10/21/2024		06051GGA1	BANK OF AMERICA CORP (CALLABLE)	3.24%	10/21/2027	8,526.00		
10/21/2024	10/21/2024		172967KY6	CITIGROUP INC (CALLABLE)	3.20%	10/21/2026	5,600.00		
10/21/2024	10/21/2024		43815GAC3	HAROT 2021-4 A3	0.88%	1/21/2026	82.65		
10/21/2024	10/21/2024		438123AC5	HAROT 2023-4 A3	5.67%	6/21/2028	1,181.25		

Quarterly Portfolio Transactions

Trade Date	Settle Date	Par (\$)	CUSIP	Security Description	Coupon	Maturity Date	Transact Amount (\$)	Yield at Market	Realized G/L (BV)
INTEREST									
10/25/2024	10/25/2024		096919AD7	BMWOT 2024-A A3	5.18%	2/26/2029	2,913.75		
10/25/2024	10/25/2024		89115B6K1	TORONTO DOMINION BANK NY	5.60%	10/27/2025	81,130.00		
10/25/2024	10/25/2024		05592XAD2	BMWOT 2023-A A3	5.47%	2/25/2028	1,139.58		
10/25/2024	10/25/2024		69353RFG8	PNC BANK NA (CALLABLE)	3.10%	10/25/2027	9,687.50		
10/31/2024	10/31/2024		91282CJF9	US TREASURY N/B	4.87%	10/31/2028	73,125.00		
10/31/2024	10/31/2024		91282CHA2	US TREASURY N/B	3.50%	4/30/2028	36,750.00		
10/31/2024	10/31/2024		91282CEN7	US TREASURY N/B	2.75%	4/30/2027	14,093.75		
10/31/2024	10/31/2024		91282CFU0	US TREASURY N/B	4.12%	10/31/2027	87,656.25		
11/1/2024	11/15/2024		31306X3C5	FG J20795	2.50%	10/1/2027	227.04		
11/1/2024	11/1/2024		MONEY0002	MONEY MARKET FUND	0.00%		1,121.83		
11/1/2024	11/1/2024		20030NCH2	COMCAST CORP (CALLABLE)	3.55%	5/1/2028	7,100.00		
11/1/2024	11/1/2024		17252MAP5	CINTAS CORPORATION NO. 2 (CALLABLE)	3.45%	5/1/2025	8,625.00		
11/1/2024	11/20/2024		38383F5U3	GNR 2022-101 DA	2.50%	12/1/2043	1,167.23		
11/1/2024	11/25/2024		3137HDXL9	FHMS K526 A2	4.54%	7/1/2029	5,527.32		
11/1/2024	11/25/2024		3132A7WA5	FR ZS6941	2.00%	3/1/2028	193.34		
11/1/2024	11/25/2024		3137FBBX3	FHMS K068 A2	3.24%	8/1/2027	2,230.25		
11/1/2024	11/25/2024		3137HACX2	FHMS K505 A2	4.81%	6/1/2028	5,822.96		

Quarterly Portfolio Transactions

Trade Date	Settle Date	Par (\$)	CUSIP	Security Description	Coupon	Maturity Date	Transact Amount (\$)	Yield at Market	Realized G/L (BV)
INTEREST									
11/1/2024	11/25/2024		3140XHQQ3	FN FS2262	4.00%	6/1/2037	1,784.42		
11/1/2024	11/25/2024		3136AX7E9	FNA 2017-M12 A2	3.06%	6/1/2027	1,886.06		
11/1/2024	11/25/2024		3137BTUM1	FHMS K061 A2	3.34%	11/1/2026	2,020.62		
11/1/2024	11/25/2024		3137HDJJ0	FHMS K522 A2	4.80%	5/1/2029	6,404.00		
11/1/2024	11/25/2024		3137HB3G7	FHMS K511 A2	4.86%	10/1/2028	3,260.25		
11/1/2024	11/25/2024		3136AY6X6	FNA 2017-M15 A2	2.96%	9/1/2027	1,918.04		
11/1/2024	11/25/2024		3137HA4K9	FHMS KJ45 A1	4.45%	11/1/2028	7,660.06		
11/1/2024	11/25/2024		3137HAST4	FHMS K509 A2	4.85%	9/1/2028	4,405.42		
11/1/2024	11/25/2024		3140J9DU2	FN BM4614	3.00%	3/1/2033	661.35		
11/1/2024	11/25/2024		3140X7FL8	FN FM3770	3.00%	7/1/2035	629.63		
11/1/2024	11/25/2024		3140XJHF3	FN FS2929	4.00%	9/1/2037	1,756.36		
11/1/2024	11/25/2024		3137F1G44	FHMS K065 A2	3.24%	4/1/2027	2,094.44		
11/1/2024	11/25/2024		3137H9MM8	FHMS KJ43 A1	4.37%	12/1/2028	4,355.74		
11/1/2024	11/25/2024		3137HB3D4	FHMS K510 A2	5.06%	10/1/2028	2,238.81		
11/1/2024	11/25/2024		3137HDV56	FHMS K524 A2	4.72%	5/1/2029	3,776.00		
11/1/2024	11/25/2024		3136ABZB2	FNR 2013-1 LA	1.25%	2/1/2028	121.20		
11/1/2024	11/25/2024		3137HAMS2	FHMS K507 A2	4.80%	9/1/2028	5,800.00		

Quarterly Portfolio Transactions

Trade Date	Settle Date	Par (\$)	CUSIP	Security Description	Coupon	Maturity Date	Transact Amount (\$)	Yield at Market	Realized G/L (BV)
INTEREST									
11/1/2024	11/25/2024		3137HAMH6	FHMS K506 A2	4.65%	8/1/2028	5,618.75		
11/1/2024	11/25/2024		3137HAQ74	FHMS K508 A2	4.74%	8/1/2028	5,727.50		
11/1/2024	11/25/2024		3137H9D63	FHMS K750 A1	3.00%	11/1/2028	2,955.80		
11/1/2024	11/25/2024		3137BN6G4	FHMS K053 A2	2.99%	12/1/2025	1,809.48		
11/1/2024	11/25/2024		3132CWZY3	FR SB0759	4.50%	3/1/2035	1,588.12		
11/1/2024	11/25/2024		3137H8H79	FHMS KJ41 A1	3.13%	1/1/2029	3,403.04		
11/1/2024	11/25/2024		3136B9VJ3	FNR 2020-33 BG	2.00%	5/1/2030	141.79		
11/1/2024	11/25/2024		3136BQDE6	FNA 2023-M6 A2	4.18%	7/1/2028	2,418.94		
11/1/2024	11/25/2024		3136ARTE8	FNA 2016-M3 A2	2.70%	2/1/2026	882.93		
11/1/2024	11/25/2024		3140XHW60	FN FS2468	4.00%	7/1/2037	1,777.50		
11/1/2024	11/25/2024		3137HBLV4	FHMS K514 A2	4.57%	12/1/2028	3,295.65		
11/1/2024	11/25/2024		3137H92N8	FHMS KJ42 A1	3.90%	7/1/2029	2,568.38		
11/3/2024	11/3/2024		65558UYF3	NORDEA BANK ABP NEW YORK	5.53%	11/3/2025	39,401.25		
11/10/2024	11/10/2024		665859AW4	NORTHERN TRUST CORP (CALLABLE)	4.00%	5/10/2027	14,500.00		
11/15/2024	11/15/2024		50117BAC4	KCOT 2024-1A A3	5.19%	7/17/2028	2,249.00		
11/15/2024	11/15/2024		345286AC2	FORDO 2022-A A3	1.29%	6/15/2026	110.62		
11/15/2024	11/15/2024		05522RDG0	BACCT 2023-A1 A1	4.79%	5/15/2028	1,456.96		

Quarterly Portfolio Transactions

Trade Date	Settle Date	Par (\$)	CUSIP	Security Description	Coupon	Maturity Date	Transact Amount (\$)	Yield at Market	Realized G/L (BV)
INTEREST									
11/15/2024	11/15/2024		41284YAD8	HDMOT 2022-A A3	3.06%	2/15/2027	734.60		
11/15/2024	11/15/2024		02582JJX9	AMXCA 2022-4 A	4.95%	10/15/2027	1,546.88		
11/15/2024	11/15/2024		09709AAC6	BAAT 2024-1A A3	5.35%	11/15/2028	780.21		
11/15/2024	11/15/2024		14317DAC4	CARMX 2021-3 A3	0.55%	6/15/2026	63.32		
11/15/2024	11/15/2024		161571HT4	CHAIT 2023-A1 A	5.16%	9/15/2028	5,009.50		
11/15/2024	11/15/2024		31680EAD3	FITAT 2023-1 A3	5.53%	8/15/2028	3,479.29		
11/15/2024	11/15/2024		912828U24	US TREASURY N/B	2.00%	11/15/2026	13,000.00		
11/15/2024	11/15/2024		14044CAC6	COPAR 2021-1 A3	0.77%	9/15/2026	75.49		
11/15/2024	11/15/2024		254683CS2	DCENT 2022-A2 A	3.32%	5/15/2027	1,438.67		
11/15/2024	11/15/2024		14314QAC8	CARMX 2021-2 A3	0.52%	2/17/2026	4.54		
11/15/2024	11/15/2024		500945AC4	KCOT 2023-2A A3	5.28%	1/18/2028	1,650.00		
11/15/2024	11/15/2024		02582JJZ4	AMXCA 2023-1 A	4.87%	5/15/2028	1,643.63		
11/15/2024	11/15/2024		50117DAC0	KCOT 2024-2A A3	5.26%	11/15/2028	2,345.08		
11/15/2024	11/15/2024		9128284N7	US TREASURY N/B	2.87%	5/15/2028	34,140.63		
11/15/2024	11/15/2024		65479WAD6	NAROT 2024-B A3	4.34%	3/15/2029	861.97		
11/15/2024	11/15/2024		58768PAC8	MBART 2022-1 A3	5.21%	8/16/2027	4,076.97		
11/15/2024	11/15/2024		89239FAD4	TAOT 2023-D A3	5.54%	8/15/2028	1,361.92		

Quarterly Portfolio Transactions

Trade Date	Settle Date	Par (\$)	CUSIP	Security Description	Coupon	Maturity Date	Transact Amount (\$)	Yield at Market	Realized G/L (BV)
INTEREST									
11/15/2024	11/15/2024		9128285M8	US TREASURY N/B	3.12%	11/15/2028	44,531.25		
11/15/2024	11/15/2024		539830BV0	LOCKHEED MARTIN CORP (CALLABLE)	5.10%	11/15/2027	8,925.00		
11/15/2024	11/15/2024		50117XAE2	KCOT 2021-2A A3	0.56%	11/17/2025	32.80		
11/15/2024	11/15/2024		446144AE7	HUNT 2024-1A A3	5.23%	1/16/2029	2,026.63		
11/15/2024	11/15/2024		448973AD9	HART 2024-A A3	4.99%	2/15/2029	1,413.83		
11/15/2024	11/15/2024		06054YAC1	BAAT 2023-2A A3	5.74%	6/15/2028	5,309.50		
11/15/2024	11/15/2024		44918CAD4	HART 2023-C A3	5.54%	10/16/2028	1,985.17		
11/15/2024	11/15/2024		14317HAC5	CARMX 2022-2 A3	3.49%	2/16/2027	826.13		
11/15/2024	11/15/2024		91324PEG3	UNITEDHEALTH GROUP INC (CALLABLE)	3.70%	5/15/2027	7,030.00		
11/15/2024	11/15/2024		02582JKD1	AMXCA 2023-3 A	5.23%	9/15/2028	5,208.21		
11/15/2024	11/15/2024		43816DAC9	HAROT 2024-4 A3	4.33%	5/15/2029	1,073.48		
11/15/2024	11/15/2024		89239TAD4	TAOT 2024-D A3	4.40%	6/15/2029	1,060.89		
11/15/2024	11/15/2024		14041NGE5	COMET 2024-A1 A	3.92%	9/15/2029	8,052.33		
11/15/2024	11/15/2024		50117JAC7	KCOT 2022-2A A3	4.09%	12/15/2026	2,501.93		
11/15/2024	11/15/2024		254683CY9	DCENT 2023-A1 A	4.31%	3/15/2028	3,322.29		
11/15/2024	11/15/2024		65480MAD5	NAROT 2023-B A3	5.93%	3/15/2028	1,507.21		
11/15/2024	11/15/2024		65479UAD0	NAROT 2024-A A3	5.28%	12/15/2028	4,092.00		

Quarterly Portfolio Transactions

Trade Date	Settle Date	Par (\$)	CUSIP	Security Description	Coupon	Maturity Date	Transact Amount (\$)	Yield at Market	Realized G/L (BV)
INTEREST									
11/15/2024	11/15/2024		254683CZ6	DCENT 2023-A2 A	4.93%	6/15/2028	2,074.71		
11/15/2024	11/15/2024		344930AD4	FORDO 2023-B A3	5.23%	5/15/2028	1,852.29		
11/15/2024	11/15/2024		02007WAC2	ALLYA 2023-1 A3	5.46%	5/15/2028	2,388.75		
11/15/2024	11/15/2024		448976AD2	HART 2024-C A3	4.41%	5/15/2029	1,936.11		
11/15/2024	11/15/2024		05522RDF2	BACCT 2022-A2 A2	5.00%	4/15/2028	4,375.00		
11/16/2024	11/16/2024		38145GAH3	GOLDMAN SACHS GROUP INC (CALLABLE)	3.50%	11/16/2026	9,625.00		
11/16/2024	11/16/2024		38014AAD3	GMCAR 2024-4 A3	4.40%	8/16/2029	1,701.33		
11/16/2024	11/16/2024		36267KAD9	GMCAR 2023-3 A3	5.45%	6/16/2028	1,362.50		
11/16/2024	11/16/2024		362583AD8	GMCAR 2023-2 A3	4.47%	2/16/2028	1,508.63		
11/18/2024	11/18/2024		437930AC4	HAROT 2024-2 A3	5.27%	11/20/2028	3,623.13		
11/21/2024	11/21/2024		43815GAC3	HAROT 2021-4 A3	0.88%	1/21/2026	70.80		
11/21/2024	11/21/2024		438123AC5	HAROT 2023-4 A3	5.67%	6/21/2028	1,181.25		
11/21/2024	11/21/2024		38151LAG5	GOLDMAN SACHS BANK USA (CALLABLE)	5.41%	5/21/2027	13,941.05		
11/25/2024	11/25/2024		096919AD7	BMWOT 2024-A A3	5.18%	2/26/2029	2,913.75		
11/25/2024	11/25/2024		05592XAD2	BMWOT 2023-A A3	5.47%	2/25/2028	1,139.58		
11/26/2024	11/26/2024		61690U8B9	MORGAN STANLEY BANK NA (CALLABLE)	5.50%	5/26/2028	11,032.46		
11/30/2024	11/30/2024		91282CKT7	US TREASURY N/B	4.50%	5/31/2029	37,687.50		

Quarterly Portfolio Transactions

Trade Date	Settle Date	Par (\$)	CUSIP	Security Description	Coupon	Maturity Date	Transact Amount (\$)	Yield at Market	Realized G/L (BV)
INTEREST									
12/1/2024	12/20/2024		38383F5U3	GNR 2022-101 DA	2.50%	12/1/2043	1,152.11		
12/1/2024	12/15/2024		31306X3C5	FG J20795	2.50%	10/1/2027	219.64		
12/1/2024	12/25/2024		3137H9MM8	FHMS KJ43 A1	4.37%	12/1/2028	4,351.73		
12/1/2024	12/25/2024		3137BTUM1	FHMS K061 A2	3.34%	11/1/2026	2,016.66		
12/1/2024	12/25/2024		3137HB3G7	FHMS K511 A2	4.86%	10/1/2028	3,260.25		
12/1/2024	12/25/2024		3132CWZY3	FR SB0759	4.50%	3/1/2035	1,559.24		
12/1/2024	12/25/2024		3136B9VJ3	FNR 2020-33 BG	2.00%	5/1/2030	136.78		
12/1/2024	12/25/2024		3137HB3D4	FHMS K510 A2	5.06%	10/1/2028	2,238.81		
12/1/2024	12/25/2024		3137HACX2	FHMS K505 A2	4.81%	6/1/2028	5,822.96		
12/1/2024	12/25/2024		3137HAST4	FHMS K509 A2	4.85%	9/1/2028	4,405.42		
12/1/2024	12/25/2024		3137BN6G4	FHMS K053 A2	2.99%	12/1/2025	1,809.48		
12/1/2024	12/25/2024		3140XHQQ3	FN FS2262	4.00%	6/1/2037	1,759.94		
12/1/2024	12/25/2024		3137HAMH6	FHMS K506 A2	4.65%	8/1/2028	5,618.75		
12/1/2024	12/25/2024		3140XJHF3	FN FS2929	4.00%	9/1/2037	1,741.80		
12/1/2024	12/25/2024		3137H92N8	FHMS KJ42 A1	3.90%	7/1/2029	2,565.05		
12/1/2024	12/25/2024		3137HAMS2	FHMS K507 A2	4.80%	9/1/2028	5,800.00		
12/1/2024	12/25/2024		3137HDV56	FHMS K524 A2	4.72%	5/1/2029	3,776.00		

Quarterly Portfolio Transactions

Trade Date	Settle Date	Par (\$)	CUSIP	Security Description	Coupon	Maturity Date	Transact Amount (\$)	Yield at Market	Realized G/L (BV)
INTEREST									
12/1/2024	12/25/2024		3137H9D63	FHMS K750 A1	3.00%	11/1/2028	2,150.01		
12/1/2024	12/25/2024		3137FBBX3	FHMS K068 A2	3.24%	8/1/2027	2,230.25		
12/1/2024	12/25/2024		3137F64P9	FHMS K739 A2	1.33%	9/1/2027	1,002.00		
12/1/2024	12/25/2024		3136ABZB2	FNR 2013-1 LA	1.25%	2/1/2028	116.41		
12/1/2024	12/25/2024		3136BQDE6	FNA 2023-M6 A2	4.18%	7/1/2028	2,413.83		
12/1/2024	12/25/2024		3137HAQ74	FHMS K508 A2	4.74%	8/1/2028	5,727.50		
12/1/2024	12/25/2024		3132A7WA5	FR ZS6941	2.00%	3/1/2028	185.62		
12/1/2024	12/25/2024		3137H8H79	FHMS KJ41 A1	3.13%	1/1/2029	3,399.68		
12/1/2024	12/25/2024		3136AX7E9	FNA 2017-M12 A2	3.06%	6/1/2027	1,823.25		
12/1/2024	12/25/2024		3140XHW60	FN FS2468	4.00%	7/1/2037	1,759.20		
12/1/2024	12/25/2024		3136AY6X6	FNA 2017-M15 A2	2.96%	9/1/2027	1,853.12		
12/1/2024	12/25/2024		3136ARTE8	FNA 2016-M3 A2	2.70%	2/1/2026	881.56		
12/1/2024	12/25/2024		3140X7FL8	FN FM3770	3.00%	7/1/2035	624.49		
12/1/2024	12/25/2024		3137HDXL9	FHMS K526 A2	4.54%	7/1/2029	5,527.32		
12/1/2024	12/25/2024		3137HA4K9	FHMS KJ45 A1	4.45%	11/1/2028	4,845.03		
12/1/2024	12/25/2024		3137HDJJ0	FHMS K522 A2	4.80%	5/1/2029	6,404.00		
12/1/2024	12/25/2024		3140J9DU2	FN BM4614	3.00%	3/1/2033	649.22		

Quarterly Portfolio Transactions

Trade Date	Settle Date	Par (\$)	CUSIP	Security Description	Coupon	Maturity Date	Transact Amount (\$)	Yield at Market	Realized G/L (BV)
INTEREST									
12/1/2024	12/25/2024		3137HBLV4	FHMS K514 A2	4.57%	12/1/2028	3,295.65		
12/1/2024	12/25/2024		3137F1G44	FHMS K065 A2	3.24%	4/1/2027	2,094.44		
12/2/2024	12/2/2024		MONEY0002	MONEY MARKET FUND	0.00%		1,455.05		
12/5/2024	12/5/2024		05531FBE2	TRUIST FINANCIAL CORP (CALLABLE)	3.70%	6/5/2025	12,580.00		
12/9/2024	12/9/2024		63254ABE7	NATIONAL AUSTRALIA BK/NY	3.90%	6/9/2027	14,155.63		
12/11/2024	12/11/2024		24422EXT1	JOHN DEERE CAPITAL CORP	4.85%	6/11/2029	15,762.50		
12/15/2024	12/15/2024		31680EAD3	FITAT 2023-1 A3	5.53%	8/15/2028	3,479.29		
12/15/2024	12/15/2024		63743HFS6	NATIONAL RURAL UTIL COOP (CALLABLE)	5.15%	6/15/2029	9,996.01		
12/15/2024	12/15/2024		448973AD9	HART 2024-A A3	4.99%	2/15/2029	1,413.83		
12/15/2024	12/15/2024		14041NGE5	COMET 2024-A1 A	3.92%	9/15/2029	4,736.67		
12/15/2024	12/15/2024		43816DAC9	HAROT 2024-4 A3	4.33%	5/15/2029	1,533.54		
12/15/2024	12/15/2024		65480MAD5	NAROT 2023-B A3	5.93%	3/15/2028	1,507.21		
12/15/2024	12/15/2024		14317HAC5	CARMX 2022-2 A3	3.49%	2/16/2027	755.15		
12/15/2024	12/15/2024		65479WAD6	NAROT 2024-B A3	4.34%	3/15/2029	1,175.42		
12/15/2024	12/15/2024		89239FAD4	TAOT 2023-D A3	5.54%	8/15/2028	1,361.92		
12/15/2024	12/15/2024		02007WAC2	ALLYA 2023-1 A3	5.46%	5/15/2028	2,388.75		
12/15/2024	12/15/2024		09709AAC6	BAAT 2024-1A A3	5.35%	11/15/2028	780.21		

Quarterly Portfolio Transactions

Trade Date	Settle Date	Par (\$)	CUSIP	Security Description	Coupon	Maturity Date	Transact Amount (\$)	Yield at Market	Realized G/L (BV)
INTEREST									
12/15/2024	12/15/2024		446144AE7	HUNT 2024-1A A3	5.23%	1/16/2029	2,026.63		
12/15/2024	12/15/2024		50117JAC7	KCOT 2022-2A A3	4.09%	12/15/2026	2,317.17		
12/15/2024	12/15/2024		58768PAC8	MBART 2022-1 A3	5.21%	8/16/2027	3,796.83		
12/15/2024	12/15/2024		05522RDG0	BACCT 2023-A1 A1	4.79%	5/15/2028	1,456.96		
12/15/2024	12/15/2024		14317DAC4	CARMX 2021-3 A3	0.55%	6/15/2026	52.95		
12/15/2024	12/15/2024		89239TAD4	TAOT 2024-D A3	4.40%	6/15/2029	1,136.67		
12/15/2024	12/15/2024		02582JKD1	AMXCA 2023-3 A	5.23%	9/15/2028	5,208.21		
12/15/2024	12/15/2024		06054YAC1	BAAT 2023-2A A3	5.74%	6/15/2028	5,309.50		
12/15/2024	12/15/2024		344930AD4	FORDO 2023-B A3	5.23%	5/15/2028	1,852.29		
12/15/2024	12/15/2024		161571HT4	CHAIT 2023-A1 A	5.16%	9/15/2028	5,009.50		
12/15/2024	12/15/2024		65479UAD0	NAROT 2024-A A3	5.28%	12/15/2028	4,092.00		
12/15/2024	12/15/2024		05522RDF2	BACCT 2022-A2 A2	5.00%	4/15/2028	4,375.00		
12/15/2024	12/15/2024		02582JJZ4	AMXCA 2023-1 A	4.87%	5/15/2028	1,643.63		
12/15/2024	12/15/2024		254683CZ6	DCENT 2023-A2 A	4.93%	6/15/2028	2,074.71		
12/15/2024	12/15/2024		448976AD2	HART 2024-C A3	4.41%	5/15/2029	2,002.88		
12/15/2024	12/15/2024		50117XAE2	KCOT 2021-2A A3	0.56%	11/17/2025	21.09		
12/15/2024	12/15/2024		500945AC4	KCOT 2023-2A A3	5.28%	1/18/2028	1,650.00		

Quarterly Portfolio Transactions

Trade Date	Settle Date	Par (\$)	CUSIP	Security Description	Coupon	Maturity Date	Transact Amount (\$)	Yield at Market	Realized G/L (BV)
INTEREST									
12/15/2024	12/15/2024		44918CAD4	HART 2023-C A3	5.54%	10/16/2028	1,985.17		
12/15/2024	12/15/2024		345286AC2	FORDO 2022-A A3	1.29%	6/15/2026	94.30		
12/15/2024	12/15/2024		20772KQJ1	CONNECTICUT ST-A-TXBL	3.53%	6/15/2026	6,002.70		
12/15/2024	12/15/2024		50117DAC0	KCOT 2024-2A A3	5.26%	11/15/2028	2,345.08		
12/15/2024	12/15/2024		41284YAD8	HDMOT 2022-A A3	3.06%	2/15/2027	652.46		
12/15/2024	12/15/2024		50117BAC4	KCOT 2024-1A A3	5.19%	7/17/2028	2,249.00		
12/15/2024	12/15/2024		254683CY9	DCENT 2023-A1 A	4.31%	3/15/2028	3,322.29		
12/16/2024	12/16/2024		38014AAD3	GMCAR 2024-4 A3	4.40%	8/16/2029	1,595.00		
12/16/2024	12/16/2024		36267KAD9	GMCAR 2023-3 A3	5.45%	6/16/2028	1,362.50		
12/16/2024	12/16/2024		362583AD8	GMCAR 2023-2 A3	4.47%	2/16/2028	1,508.63		
12/18/2024	12/18/2024		437930AC4	HAROT 2024-2 A3	5.27%	11/20/2028	3,623.13		
12/21/2024	12/21/2024		43815GAC3	HAROT 2021-4 A3	0.88%	1/21/2026	58.94		
12/21/2024	12/21/2024		438123AC5	HAROT 2023-4 A3	5.67%	6/21/2028	1,181.25		
12/25/2024	12/25/2024		096919AD7	BMWOT 2024-A A3	5.18%	2/26/2029	2,913.75		
12/25/2024	12/25/2024		437076DC3	HOME DEPOT INC (CALLABLE)	4.75%	6/25/2029	9,500.00		
12/25/2024	12/25/2024		05592XAD2	BMWOT 2023-A A3	5.47%	2/25/2028	1,139.58		
12/31/2024	12/31/2024		91282CCH2	US TREASURY N/B	1.25%	6/30/2028	28,281.25		

Quarterly Portfolio Transactions

Trade Date	Settle Date	Par (\$)	CUSIP	Security Description	Coupon	Maturity Date	Transact Amount (\$)	Yield at Market	Realized G/L (BV)
INTEREST									
12/31/2024	12/31/2024		91282CEV9	US TREASURY N/B	3.25%	6/30/2029	21,937.50		
Total INTEREST		0.00					1,305,283.07		0.00
PAYDOWNS									
10/1/2024	10/15/2024	4,152.21	31306X3C5	FG J20795	2.50%	10/1/2027	4,152.21		-16.69
10/1/2024	10/25/2024	5,707.70	3136ABZB2	FNR 2013-1 LA	1.25%	2/1/2028	5,707.70		-7.03
10/1/2024	10/25/2024	5,571.35	3140J9DU2	FN BM4614	3.00%	3/1/2033	5,571.35		-267.26
10/1/2024	10/25/2024	1,008.43	3137HA4K9	FHMS KJ45 A1	4.45%	11/1/2028	1,008.43		
10/1/2024	10/25/2024	6,450.91	3140XHW60	FN FS2468	4.00%	7/1/2037	6,450.91		-91.64
10/1/2024	10/25/2024	1,318.24	3136AY6X6	FNA 2017-M15 A2	2.96%	9/1/2027	1,318.24		66.43
10/1/2024	10/25/2024	6,774.17	3140X7FL8	FN FM3770	3.00%	7/1/2035	6,774.17		-319.70
10/1/2024	10/25/2024	648.34	3136ARTE8	FNA 2016-M3 A2	2.70%	2/1/2026	648.34		8.86
10/1/2024	10/25/2024	5,036.68	3132A7WA5	FR ZS6941	2.00%	3/1/2028	5,036.68		-63.53
10/1/2024	10/25/2024	7,526.75	3140XHQQ3	FN FS2262	4.00%	6/1/2037	7,526.75		-80.94
10/1/2024	10/25/2024	1,501.46	3137BTUM1	FHMS K061 A2	3.34%	11/1/2026	1,501.46		28.36
10/1/2024	10/25/2024	7,780.97	3136AX7E9	FNA 2017-M12 A2	3.06%	6/1/2027	7,780.97		361.89
10/1/2024	10/25/2024	4.38	3136BQDE6	FNA 2023-M6 A2	4.18%	7/1/2028	4.38		0.05
10/1/2024	10/25/2024	13,074.39	3137H9D63	FHMS K750 A1	3.00%	11/1/2028	13,074.39		594.92

Quarterly Portfolio Transactions

Trade Date	Settle Date	Par (\$)	CUSIP	Security Description	Coupon	Maturity Date	Transact Amount (\$)	Yield at Market	Realized G/L (BV)
PAYDOWNS									
10/1/2024	10/25/2024	51,435.86	3137H8H79	FHMS KJ41 A1	3.13%	1/1/2029	51,435.86		0.41
10/1/2024	10/25/2024	3,586.18	3140XJHF3	FN FS2929	4.00%	9/1/2037	3,586.18		93.04
10/1/2024	10/25/2024	1,196.56	3137H92N8	FHMS KJ42 A1	3.90%	7/1/2029	1,196.56		0.03
10/1/2024	10/25/2024	3,127.66	3132CWZY3	FR SB0759	4.50%	3/1/2035	3,127.66		32.96
10/1/2024	10/25/2024	2,323.99	3136B9VJ3	FNR 2020-33 BG	2.00%	5/1/2030	2,323.99		-34.93
10/1/2024	10/25/2024	1,250.38	3137H9MM8	FHMS KJ43 A1	4.37%	12/1/2028	1,250.38		0.01
10/1/2024	10/20/2024	6,475.57	38383F5U3	GNR 2022-101 DA	2.50%	12/1/2043	6,475.57		430.77
10/15/2024	10/15/2024	15,805.89	14044CAC6	COPAR 2021-1 A3	0.77%	9/15/2026	15,805.89		0.12
10/15/2024	10/15/2024	53,856.15	50117JAC7	KCOT 2022-2A A3	4.09%	12/15/2026	53,856.15		4.87
10/15/2024	10/15/2024	25,017.86	50117XAE2	KCOT 2021-2A A3	0.56%	11/17/2025	25,017.86		0.24
10/15/2024	10/15/2024	65,966.89	58768PAC8	MBART 2022-1 A3	5.21%	8/16/2027	65,966.89		7.81
10/15/2024	10/15/2024	10,236.98	14314QAC8	CARMX 2021-2 A3	0.52%	2/17/2026	10,236.98		0.61
10/15/2024	10/15/2024	21,119.63	14317DAC4	CARMX 2021-3 A3	0.55%	6/15/2026	21,119.63		1.19
10/15/2024	10/15/2024	24,551.86	14317HAC5	CARMX 2022-2 A3	3.49%	2/16/2027	24,551.86		1.82
10/15/2024	10/15/2024	32,128.08	41284YAD8	HDMOT 2022-A A3	3.06%	2/15/2027	32,128.08		2.59
10/15/2024	10/15/2024	1,945.04	50117TAC5	KCOT 2021-1A A3	0.62%	8/15/2025	1,945.04		0.08
10/15/2024	10/15/2024	15,582.92	345286AC2	FORDO 2022-A A3	1.29%	6/15/2026	15,582.92		0.71

Quarterly Portfolio Transactions

Trade Date	Settle Date	Par (\$)	CUSIP	Security Description	Coupon	Maturity Date	Transact Amount (\$)	Yield at Market	Realized G/L (BV)
PAYDOWNS									
10/21/2024	10/21/2024	16,159.40	43815GAC3	HAROT 2021-4 A3	0.88%	1/21/2026	16,159.40		1.02
11/1/2024	11/25/2024	3.92	3136BQDE6	FNA 2023-M6 A2	4.18%	7/1/2028	3.92		0.05
11/1/2024	11/25/2024	2,055.38	3140X7FL8	FN FM3770	3.00%	7/1/2035	2,055.38		-96.26
11/1/2024	11/25/2024	7,702.13	3132CWZY3	FR SB0759	4.50%	3/1/2035	7,702.13		80.52
11/1/2024	11/25/2024	1,099.34	3137H9MM8	FHMS KJ43 A1	4.37%	12/1/2028	1,099.34		0.01
11/1/2024	11/25/2024	1,284.22	3137H8H79	FHMS KJ41 A1	3.13%	1/1/2029	1,284.22		0.01
11/1/2024	11/25/2024	5,490.82	3140XHW60	FN FS2468	4.00%	7/1/2037	5,490.82		-77.50
11/1/2024	11/25/2024	4,367.55	3140XJHF3	FN FS2929	4.00%	9/1/2037	4,367.55		112.57
11/1/2024	11/25/2024	4,595.79	3136ABZB2	FNR 2013-1 LA	1.25%	2/1/2028	4,595.79		-5.52
11/1/2024	11/25/2024	322,317.79	3137H9D63	FHMS K750 A1	3.00%	11/1/2028	322,317.79		14,371.81
11/1/2024	11/25/2024	1,024.98	3137H92N8	FHMS KJ42 A1	3.90%	7/1/2029	1,024.98		0.02
11/1/2024	11/25/2024	778.42	3136AX7E9	FNA 2017-M12 A2	3.06%	6/1/2027	778.42		35.10
11/1/2024	11/25/2024	4,849.05	3140J9DU2	FN BM4614	3.00%	3/1/2033	4,849.05		-230.33
11/1/2024	11/25/2024	1,419.61	3137BTUM1	FHMS K061 A2	3.34%	11/1/2026	1,419.61		25.78
11/1/2024	11/25/2024	134,797.54	3137HA4K9	FHMS KJ45 A1	4.45%	11/1/2028	134,797.54		0.20
11/1/2024	11/25/2024	607.67	3136ARTE8	FNA 2016-M3 A2	2.70%	2/1/2026	607.67		7.81
11/1/2024	11/25/2024	4,635.51	3132A7WA5	FR ZS6941	2.00%	3/1/2028	4,635.51		-57.08

Quarterly Portfolio Transactions

Trade Date	Settle Date	Par (\$)	CUSIP	Security Description	Coupon	Maturity Date	Transact Amount (\$)	Yield at Market	Realized G/L (BV)
PAYDOWNS									
11/1/2024	11/25/2024	1,234.68	3136AY6X6	FNA 2017-M15 A2	2.96%	9/1/2027	1,234.68		60.48
11/1/2024	11/25/2024	7,345.82	3140XHQQ3	FN FS2262	4.00%	6/1/2037	7,345.82		-78.47
11/1/2024	11/25/2024	3,003.44	3136B9VJ3	FNR 2020-33 BG	2.00%	5/1/2030	3,003.44		-44.48
11/1/2024	11/15/2024	3,548.49	31306X3C5	FG J20795	2.50%	10/1/2027	3,548.49		-13.88
11/1/2024	11/20/2024	7,257.81	38383F5U3	GNR 2022-101 DA	2.50%	12/1/2043	7,257.81		480.71
11/15/2024	11/15/2024	10,473.35	14314QAC8	CARMX 2021-2 A3	0.52%	2/17/2026	10,473.34		0.58
11/15/2024	11/15/2024	24,405.34	14317HAC5	CARMX 2022-2 A3	3.49%	2/16/2027	24,405.34		1.74
11/15/2024	11/15/2024	64,523.50	58768PAC8	MBART 2022-1 A3	5.21%	8/16/2027	64,523.50		7.43
11/15/2024	11/15/2024	54,208.36	50117JAC7	KCOT 2022-2A A3	4.09%	12/15/2026	54,208.36		4.70
11/15/2024	11/15/2024	25,093.57	50117XAE2	KCOT 2021-2A A3	0.56%	11/17/2025	25,093.57		0.23
11/15/2024	11/15/2024	32,212.71	41284YAD8	HDMOT 2022-A A3	3.06%	2/15/2027	32,212.71		2.50
11/15/2024	11/15/2024	15,766.38	14044CAC6	COPAR 2021-1 A3	0.77%	9/15/2026	15,766.38		0.11
11/15/2024	11/15/2024	15,181.01	345286AC2	FORDO 2022-A A3	1.29%	6/15/2026	15,181.01		0.65
11/15/2024	11/15/2024	22,632.24	14317DAC4	CARMX 2021-3 A3	0.55%	6/15/2026	22,632.24		1.21
11/21/2024	11/21/2024	16,175.13	43815GAC3	HAROT 2021-4 A3	0.88%	1/21/2026	16,175.13		0.95
12/1/2024	12/20/2024	6,993.53	38383F5U3	GNR 2022-101 DA	2.50%	12/1/2043	6,993.53		461.19
12/1/2024	12/15/2024	3,569.95	31306X3C5	FG J20795	2.50%	10/1/2027	3,569.95		-13.56

Quarterly Portfolio Transactions

Trade Date	Settle Date	Par (\$)	CUSIP	Security Description	Coupon	Maturity Date	Transact Amount (\$)	Yield at Market	Realized G/L (BV)
PAYDOWNS									
12/1/2024	12/25/2024	4.43	3136BQDE6	FNA 2023-M6 A2	4.18%	7/1/2028	4.43		0.06
12/1/2024	12/25/2024	7,604.49	3140XJHF3	FN FS2929	4.00%	9/1/2037	7,604.49		194.74
12/1/2024	12/25/2024	4,779.31	3136ABZB2	FNR 2013-1 LA	1.25%	2/1/2028	4,779.31		-5.60
12/1/2024	12/25/2024	2,323.65	3136B9VJ3	FNR 2020-33 BG	2.00%	5/1/2030	2,323.65		-33.89
12/1/2024	12/25/2024	1,663.90	3137H8H79	FHMS KJ41 A1	3.13%	1/1/2029	1,663.90		0.01
12/1/2024	12/25/2024	6,395.26	3132CWZY3	FR SB0759	4.50%	3/1/2035	6,395.26		66.32
12/1/2024	12/25/2024	1,327.21	3136AY6X6	FNA 2017-M15 A2	2.96%	9/1/2027	1,327.21		63.15
12/1/2024	12/25/2024	3,913.54	3140X7FL8	FN FM3770	3.00%	7/1/2035	3,913.54		-181.85
12/1/2024	12/25/2024	4,266.49	3140XHW60	FN FS2468	4.00%	7/1/2037	4,266.49		-59.83
12/1/2024	12/25/2024	962.06	3137HA4K9	FHMS KJ45 A1	4.45%	11/1/2028	962.06		
12/1/2024	12/25/2024	7,328.00	3140XHQQ3	FN FS2262	4.00%	6/1/2037	7,328.00		-77.77
12/1/2024	12/25/2024	14,665.40	3137H9D63	FHMS K750 A1	3.00%	11/1/2028	14,665.40		640.52
12/1/2024	12/25/2024	4,676.01	3140J9DU2	FN BM4614	3.00%	3/1/2033	4,676.01		-219.91
12/1/2024	12/25/2024	1,325.22	3137H9MM8	FHMS KJ43 A1	4.37%	12/1/2028	1,325.22		0.02
12/1/2024	12/25/2024	839.28	3136AX7E9	FNA 2017-M12 A2	3.06%	6/1/2027	839.28		36.66
12/1/2024	12/25/2024	653.15	3136ARTE8	FNA 2016-M3 A2	2.70%	2/1/2026	653.15		7.87
12/1/2024	12/25/2024	1,372.07	3137H92N8	FHMS KJ42 A1	3.90%	7/1/2029	1,372.07		0.03

Quarterly Portfolio Transactions

Trade Date	Settle Date	Par (\$)	CUSIP	Security Description	Coupon	Maturity Date	Transact Amount (\$)	Yield at Market	Realized G/L (BV)
PAYDOWNS									
12/1/2024	12/25/2024	4,597.59	3132A7WA5	FR ZS6941	2.00%	3/1/2028	4,597.59		-55.22
12/1/2024	12/25/2024	1,510.95	3137BTUM1	FHMS K061 A2	3.34%	11/1/2026	1,510.95		26.33
12/15/2024	12/15/2024	28,770.66	41284YAD8	HDMOT 2022-A A3	3.06%	2/15/2027	28,770.66		2.16
12/15/2024	12/15/2024	23,750.41	14317HAC5	CARMX 2022-2 A3	3.49%	2/16/2027	23,750.41		1.63
12/15/2024	12/15/2024	24,040.67	50117XAE2	KCOT 2021-2A A3	0.56%	11/17/2025	24,040.67		0.20
12/15/2024	12/15/2024	12,955.53	345286AC2	FORDO 2022-A A3	1.29%	6/15/2026	12,955.53		0.53
12/15/2024	12/15/2024	58,756.34	58768PAC8	MBART 2022-1 A3	5.21%	8/16/2027	58,756.34		6.56
12/15/2024	12/15/2024	20,139.78	14317DAC4	CARMX 2021-3 A3	0.55%	6/15/2026	20,139.78		1.02
12/15/2024	12/15/2024	51,562.55	50117JAC7	KCOT 2022-2A A3	4.09%	12/15/2026	51,562.55		4.30
12/21/2024	12/21/2024	15,264.14	43815GAC3	HAROT 2021-4 A3	0.88%	1/21/2026	15,264.14		0.83
Total PAYDOWNS		1,534,426.00					1,534,425.99		16,215.22
SELL									
10/1/2024	10/4/2024	1,000,000.00	91282CJV4	US TREASURY N/B	4.25%	1/31/2026	1,013,327.10		8,619.53
10/4/2024	10/7/2024	605,000.00	05254JAA8	AUST & NZ BANKING GRP NY	5.08%	12/8/2025	620,729.19		5,553.90
10/9/2024	10/16/2024	500,000.00	91282CJV4	US TREASURY N/B	4.25%	1/31/2026	505,325.24		2,244.89
10/10/2024	10/17/2024	250,000.00	91282CJV4	US TREASURY N/B	4.25%	1/31/2026	252,652.43		1,081.98
10/16/2024	10/17/2024	50,000.00	91282CBQ3	US TREASURY N/B	0.50%	2/28/2026	47,675.04		-672.85

Quarterly Portfolio Transactions

Trade Date	Settle Date	Par (\$)	CUSIP	Security Description	Coupon	Maturity Date	Transact Amount (\$)	Yield at Market	Realized G/L (BV)
SELL									
10/16/2024	10/21/2024	400,000.00	04636NAA1	ASTRAZENECA FINANCE LLC (CALLABLE)	1.20%	5/28/2026	383,814.67		-12,043.34
10/16/2024	10/21/2024	150,000.00	63743HFH0	NATIONAL RURAL UTIL COOP (CALLABLE)	4.45%	3/13/2026	150,985.08		328.49
10/16/2024	10/21/2024	224,000.00	63743HFH0	NATIONAL RURAL UTIL COOP (CALLABLE)	4.45%	3/13/2026	225,471.06		732.81
10/22/2024	10/23/2024	375,000.00	904764AY3	UNILEVER CAPITAL CORP (CALLABLE)	2.90%	5/5/2027	368,296.25		-4,394.16
10/22/2024	10/23/2024	350,000.00	037833ET3	APPLE INC (CALLABLE)	4.00%	5/10/2028	355,085.89		-773.77
10/22/2024	10/23/2024	380,000.00	427866BH0	HERSHEY COMPANY (CALLABLE)	4.25%	5/4/2028	387,972.93		775.10
10/22/2024	10/23/2024	550,000.00	92826CAL6	VISA INC (CALLABLE)	1.90%	4/15/2027	521,153.72		-8,323.89
10/22/2024	10/23/2024	475,000.00	002824BF6	ABBOTT LABORATORIES (CALLABLE)	3.75%	11/30/2026	477,895.52		-15,236.50
10/22/2024	10/23/2024	150,000.00	58933YBH7	MERCK & CO INC (CALLABLE)	4.05%	5/17/2028	151,978.50		-380.85
10/22/2024	10/23/2024	375,000.00	931142EX7	WALMART INC (CALLABLE)	3.95%	9/9/2027	375,081.67		-2,290.57
10/22/2024	10/23/2024	425,000.00	58933YBH7	MERCK & CO INC (CALLABLE)	4.05%	5/17/2028	430,605.75		-1,607.43
10/22/2024	10/23/2024	375,000.00	641062BB9	NESTLE HOLDINGS INC (CALLABLE)	4.12%	10/1/2027	375,330.31		4,854.13
10/22/2024	10/23/2024	345,000.00	427866BH0	HERSHEY COMPANY (CALLABLE)	4.25%	5/4/2028	352,238.58		486.90
10/22/2024	10/23/2024	700,000.00	037833EC0	APPLE INC (CALLABLE)	1.20%	2/8/2028	638,365.00		4,994.61
10/30/2024	11/1/2024	500,000.00	478160CE2	JOHNSON & JOHNSON (CALLABLE)	2.95%	3/3/2027	488,226.39		-20,066.12
10/31/2024	11/4/2024	990,000.00	14041NGA3	COMET 2022-A2 A	3.49%	5/15/2027	985,326.66		-6,415.49
11/20/2024	11/25/2024	200,000.00	91282CBQ3	US TREASURY N/B	0.50%	2/28/2026	190,807.88		-3,218.03

Quarterly Portfolio Transactions

Trade Date	Settle Date	Par (\$)	CUSIP	Security Description	Coupon	Maturity Date	Transact Amount (\$)	Yield at Market	Realized G/L (BV)
SELL									
12/3/2024	12/4/2024	375,000.00	02582JJX9	AMXCA 2022-4 A	4.95%	10/15/2027	377,298.05		1,329.12
12/3/2024	12/5/2024	101,880.94	14044CAC6	COPAR 2021-1 A3	0.77%	9/15/2026	100,762.45		-1,161.37
12/3/2024	12/5/2024	725,000.00	3137BN6G4	FHMS K053 A2	2.99%	12/1/2025	714,281.30		-8,349.18
12/3/2024	12/5/2024	680,000.00	05531FBE2	TRUIST FINANCIAL CORP (CALLABLE)	3.70%	6/5/2025	676,212.40		-8,284.87
12/3/2024	12/5/2024	520,000.00	254683CS2	DCENT 2022-A2 A	3.32%	5/15/2027	518,013.80		-2,924.51
Total SELL		11,770,880.94					11,684,912.86		-65,141.47

Important Disclosures

This report contains information developed by Sustainalytics. Such information and data are proprietary of Sustainalytics and/or its third-party suppliers (Third Party Data) and are provided for informational purposes only. The use of the data does not constitute an endorsement of any product or project, nor investment advice and are not warranted to be complete, timely, accurate or suitable for a particular purpose. The use of their data is subject to their conditions. For more information visit <http://www.sustainalytics.com/legal-disclaimer>.

Although PFM Asset Management's information providers, including without limitation, Sustainalytics, Inc. and its affiliates (the "ESG Parties"), obtain information from sources they consider reliable, none of the ESG Parties warrants or guarantees the originality, accurate and/or completeness of any data herein. None of the ESG Parties make any express or implied warranties of any kind, and the ESG Parties hereby expressly disclaim all warranties of merchantability and fitness for a particular purpose, with respect to any data herein. None of the ESG Parties shall have any liability for any errors or omissions in connect with any data herein. Further, without limiting any of the foregoing, in no event shall any of the ESG Parties have any liability for any direct, indirect, special, punitive, consequential or any other damages (including lost profits) even if notified of the possibility of such damages.

There is a risk that the issuers selected to support client sustainable objectives may not perform as expected in addressing sustainability considerations or such performance may change over time, which could cause a client account to temporarily hold securities that are not in alignment with the account's sustainable objectives. Further, there is a risk that information used to evaluate ESG criteria may not be readily available, complete or accurate, which could negatively impact an account's ability to apply its sustainable objectives. In managing client's sustainability objectives, PFM Asset Management may rely on analysis and ratings provided by third parties in determining whether an issuer meets an account's sustainability objectives. A client's perception may differ from PFM Asset Management's or a third party's on how to judge an issuer's adherence to client's guidelines.

PFM Asset Management serves clients in the public sector and is a division of U.S. Bancorp Asset Management, Inc., which is the legal entity providing investment advisory services. U.S. Bancorp Asset Management, Inc. is a registered investment adviser, a direct subsidiary of U.S. Bank N.A. and an indirect subsidiary of U.S. Bancorp. U.S. Bank N.A. is not responsible for and does not guarantee the products, services, or performance of U.S. Bancorp Asset Management, Inc.

For more information regarding PFMAM's services or entities, please visit www.pfmam.com.

Important Disclosures

This material is for general information purposes only and is not intended to provide specific advice or a specific recommendation, as it was prepared without regard to any specific objectives or financial circumstances.

PFMAM professionals have exercised reasonable professional care in the preparation of this performance report. Information in this report is obtained from sources external to PFMAM and is generally believed to be reliable and available to the public; however, we cannot guarantee its accuracy, completeness or suitability. We rely on the client's custodian for security holdings and market values. Transaction dates reported by the custodian may differ from money manager statements. While efforts are made to ensure the data contained herein is accurate and complete, we disclaim all responsibility for any errors that may occur. References to particular issuers are for illustrative purposes only and are not intended to be recommendations or advice regarding such issuers. Fixed income manager and index characteristics are gathered from external sources. When average credit quality is not available, it is estimated by taking the market value weights of individual credit tiers on the portion of the strategy rated by a NRSRO.

It is not possible to invest directly in an index. The index returns shown throughout this material do not represent the results of actual trading of investor assets. Third-party providers maintain the indices shown and calculate the index levels and performance shown or discussed. Index returns do not reflect payment of any sales charges or fees an investor would pay to purchase the securities they represent. The imposition of these fees and charges would cause investment performance to be lower than the performance shown.

The views expressed within this material constitute the perspective and judgment of PFMAM at the time of distribution and are subject to change. Any forecast, projection, or prediction of the market, the economy, economic trends, and equity or fixed-income markets are based upon certain assumptions and current opinion as of the date of issue and are also subject to change. Some, but not all assumptions are noted in the report. Assumptions may or may not be proven correct as actual events occur, and results may depend on events outside of your or our control. Changes in assumptions may have a material effect on results. Opinions and data presented are not necessarily indicative of future events or expected performance.

PFM Asset Management serves clients in the public sector and is a division of U.S. Bancorp Asset Management, Inc., which is the legal entity providing investment advisory services. U.S. Bancorp Asset Management, Inc. is a registered investment adviser, a direct subsidiary of U.S. Bank N.A. and an indirect subsidiary of U.S. Bancorp. U.S. Bank N.A. is not responsible for and does not guarantee the products, services, or performance of U.S. Bancorp Asset Management, Inc. The information contained is not an offer to purchase or sell any securities. Additional applicable regulatory information is available upon request.

For more information regarding PFMAM's services or entities, please visit www.pfmam.com.

Further distribution is not permitted without prior written consent.

Important Disclosures

- Generally, PFMAM's market prices are derived from closing bid prices as of the last business day of the month as supplied by ICE Data Services. There may be differences in the values shown for investments due to accrued but uncollected income and the use of differing valuation sources and methods. Non-negotiable FDIC-insured bank certificates of deposit are priced at par. Although PFMAM believes the prices to be reliable, the values of the securities may not represent the prices at which the securities could have been bought or sold. Explanation of the valuation methods for a registered investment company or local government investment program is contained in the appropriate fund offering documentation or information statement.
- In accordance with generally accepted accounting principles, information is presented on a trade date basis; forward settling purchases are included in the monthly balances, and forward settling sales are excluded.
- Performance is presented in accordance with the CFA Institute's Global Investment Performance Standards (GIPS). Unless otherwise noted, performance is shown gross of fees. Quarterly returns are presented on an unannualized basis. Returns for periods greater than one year are presented on an annualized basis. **Past performance is not indicative of future returns.**
- ICE Bank of America Indices provided by Bloomberg Financial Markets.
- Money market fund/cash balances are included in performance and duration computations.
- Standard & Poor's is the source of the credit ratings. Distribution of credit rating is exclusive of money market fund/LGIP holdings.
- Callable securities in the portfolio are included in the maturity distribution analysis to their stated maturity date, although, they may be called prior to maturity.
- MBS maturities are represented by expected average life.

Glossary

- **Accrued Interest:** Interest that is due on a bond or other fixed income security since the last interest payment was made.
- **Agencies:** Federal agency securities and/or Government-sponsored enterprises.
- **Amortized Cost:** The original cost of the principal of the security is adjusted for the amount of the periodic reduction of any discount or premium from the purchase date until the date of the report. Discount or premium with respect to short-term securities (those with less than one year to maturity at time of issuance) is amortized on a straight line basis. Such discount or premium with respect to longer-term securities is amortized using the constant yield basis.
- **Asset-Backed Security:** A financial instrument collateralized by an underlying pool of assets – usually ones that generate a cash flow from debt, such as loans, leases, credit card balances, and receivables.
- **Bankers' Acceptance:** A draft or bill of exchange accepted by a bank or trust company. The accepting institution guarantees payment of the bill as well as the insurer.
- **Commercial Paper:** An unsecured obligation issued by a corporation or bank to finance its short-term credit needs, such as accounts receivable and inventory.
- **Contribution to Total Return:** The weight of each individual security multiplied by its return, then summed for each sector to determine how much each sector added or subtracted from the overall portfolio performance.
- **Effective Duration:** A measure of the sensitivity of a security's price to a change in interest rates, stated in years.
- **Effective Yield:** The total yield an investor receives in relation to the nominal yield or coupon of a bond. Effective yield takes into account the power of compounding on investment returns, while nominal yield does not.
- **FDIC:** Federal Deposit Insurance Corporation. A federal agency that insures bank deposits to a specified amount.
- **Interest Rate:** Interest per year divided by principal amount and expressed as a percentage.
- **Market Value:** The value that would be received or paid for an investment in an orderly transaction between market participants at the measurement date.
- **Maturity:** The date upon which the principal or stated value of an investment becomes due and payable.
- **Negotiable Certificates of Deposit:** A CD with a very large denomination, usually \$1 million or more, that can be traded in secondary markets.
- **Par Value:** The nominal dollar face amount of a security.
- **Pass-through Security:** A security representing pooled debt obligations that passes income from debtors to its shareholders. The most common type is the mortgage-backed security.

Glossary

- Repurchase Agreements: A holder of securities sells these securities to an investor with an agreement to repurchase them at a fixed price on a fixed date.
- Settle Date: The date on which the transaction is settled and monies/securities are exchanged. If the settle date of the transaction (i.e., coupon payments and maturity proceeds) occurs on a non-business day, the funds are exchanged on the next business day.
- Supranational: A multinational union or association in which member countries cede authority and sovereignty on at least some internal matters to the group, whose decisions are binding on its members.
- Trade Date: The date on which the transaction occurred; however, the final consummation of the security transaction and payment has not yet taken place.
- Unsettled Trade: A trade which has been executed; however, the final consummation of the security transaction and payment has not yet taken place.
- U.S. Treasury: The department of the U.S. government that issues Treasury securities.
- Yield: The rate of return based on the current market value, the annual interest receipts, maturity value, and the time period remaining until maturity, stated as a percentage on an annualized basis.
- YTM at Cost: The yield to maturity at cost is the expected rate of return based on the original cost, the annual interest receipts, maturity value, and the time period from purchase date to maturity, stated as a percentage on an annualized basis.
- YTM at Market: The yield to maturity at market is the rate of return based on the current market value, the annual interest receipts, maturity value, and the time period remaining until maturity, stated as a percentage on an annualized basis.